
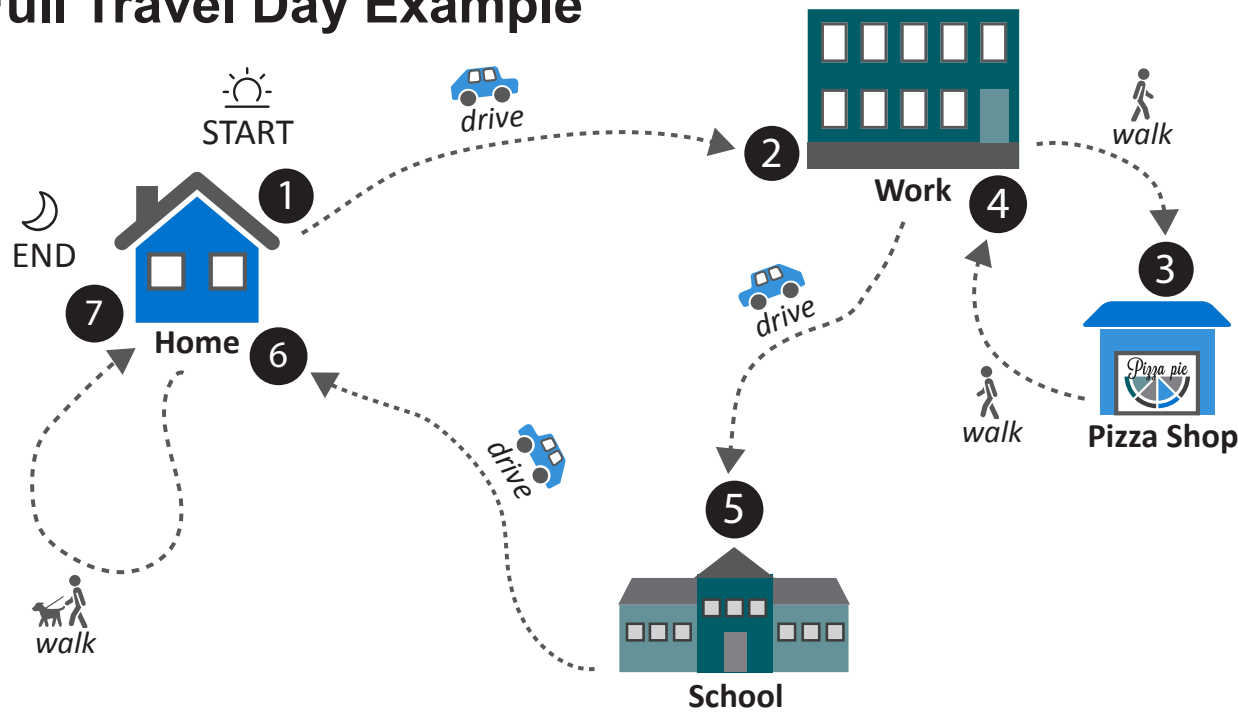


A Full Travel Day Example





National Household Travel Survey

1 Where did you go?	2 How did you get there?	3 What did you do?
START HERE	What time did you arrive at this place? How did you get to this place? (for example, walk, car, bus, train, etc.)	What time did you leave this place? What did you do at this place? Use the Activity List .
Place 1: Where were you at 4:00 AM on your assigned travel day? Provide place name and address/intersection: <i>Home</i>		<input type="checkbox"/> 7 : 3 1 <input checked="" type="checkbox"/> AM <input type="checkbox"/> PM <input type="checkbox"/> Did not leave <i>01- Ate breakfast and got ready for work</i>
Place 2: Where did you go next? Provide place name and address/intersection: <i>Work – Arbor Law Firm</i> <i>990 Central Ave, Chicago, IL 60639</i>	<input type="checkbox"/> 7 : 5 4 <input checked="" type="checkbox"/> AM <input type="checkbox"/> PM <i>Drove my car</i>	<input type="checkbox"/> 1 : 4 5 <input type="checkbox"/> AM <input checked="" type="checkbox"/> PM <input type="checkbox"/> Did not leave <i>03- Work</i>
Place 3: Where did you go next? Provide place name and address/intersection: <i>Gustoso's Pizza</i> <i>1800 Kerry Lane, Chicago, IL 60639</i>	<input type="checkbox"/> 1 : 5 8 <input type="checkbox"/> AM <input checked="" type="checkbox"/> PM <i>Walked</i>	<input type="checkbox"/> 1 : 4 5 <input type="checkbox"/> AM <input checked="" type="checkbox"/> PM <input type="checkbox"/> Did not leave <i>13- Buy and eat lunch</i>
Place 4: Where did you go next? Provide place name and address/intersection: <i>Work – Arbor Law Firm</i> <i>990 Central Ave, Chicago, IL 60639</i>	<input type="checkbox"/> 2 : 0 2 <input type="checkbox"/> AM <input checked="" type="checkbox"/> PM <i>Walked</i>	<input type="checkbox"/> 4 : 5 2 <input type="checkbox"/> AM <input checked="" type="checkbox"/> PM <input type="checkbox"/> Did not leave <i>03- Work</i>
Place 5: Where did you go next? Provide place name and address/intersection: <i>Fairview Elementary</i> <i>7590 North Rd. Chicago IL 60639</i>	<input type="checkbox"/> 5 : 0 8 <input type="checkbox"/> AM <input checked="" type="checkbox"/> PM <i>Drove my car</i>	<input type="checkbox"/> 5 : 2 0 <input type="checkbox"/> AM <input checked="" type="checkbox"/> PM <input type="checkbox"/> Did not leave <i>06- Pick up daughter from school</i>
Place 6: Where did you go next? Provide place name and address/intersection: <i>Home</i>	<input type="checkbox"/> 5 : 5 4 <input type="checkbox"/> AM <input checked="" type="checkbox"/> PM <i>Drove my car</i>	<input type="checkbox"/> 7 : 3 0 <input type="checkbox"/> AM <input checked="" type="checkbox"/> PM <input type="checkbox"/> Did not leave <i>01- Ate dinner and relaxed</i>
Place 7: Where did you go next? Provide place name and address/intersection: <i>Home</i>	<input type="checkbox"/> 8 : 0 4 <input type="checkbox"/> AM <input checked="" type="checkbox"/> PM <i>Walked</i>	<input type="checkbox"/> : : <input type="checkbox"/> AM <input type="checkbox"/> PM <input checked="" type="checkbox"/> Did not leave <i>16- Walk the dog and exercised</i>

Instructions:

- Keep this packet with you on your travel day. **Use your travel log to record every place you go throughout the day.** Be sure to include short trips like stopping for gas, going to the ATM, walking the dog, going through a drive-thru, or picking kids up from school.
- After your travel day, use your completed travel log to help you complete the survey.** Most people find that having the log helps when reporting their travel.
 If you are under the age of 16, please give your completed travel log to an adult household member.
 - Go to www.NationalHouseholdTravelSurvey.com.
 - Click "TAKE THE SURVEY".
 - Enter your PIN number in the yellow box.
 If you need to reach our study team by phone, please call 1-855-350-NHTS (6487).

Questions?

 www.NationalHouseholdTravelSurvey.com
 1-855-350-NHTS (6487)



Para obtener más información sobre este estudio, por favor visite nuestro sitio web en www.NationalHouseholdTravelSurvey.com/Spanish.

The information you provide will be used to understand the transportation needs of your community and the nation. Participating is voluntary and your responses will be kept confidential. This survey takes about 3 minutes to complete. If you have comments or suggestions about your participation or this survey, please contact Michael Howell, Information Collection Clearance Officer, Federal Highway Administration, 202-366-5707, Michael.Howell@dot.gov, 1200 New Jersey Avenue, SE, Washington, DC 20590. Please refer to OMB Control Number 2125-0545, expiration date October 31, 2018.

Frequently Asked Questions

Should I take the travel log with me during my travel day?

Yes. Keep your travel log with you so that you can write down each place you go and exactly what time you arrive and leave. Then, use the log to help finish the survey online or by phone.

I just took a walk around my neighborhood. Do I need to include that?

Yes. Even if you end up back at the same place you started, it still counts. If you go for a walk in your neighborhood, record it as a trip from home to home.

I use public transit. Do I need to write down every bus stop or train station?

No. Just tell us where you went. We don't need to know each station, bus stop, or transfer point along the way. Simply list all the ways you got to that place (e.g., walk, bus, and train).

Do I need to count all the passengers on the bus?

No. We are only interested in how many people traveled with you. If you and a friend took a bus together, just tell us that one person went with you.

Do I need to mail you my log after the travel day is over?

No. We will ask you to refer to the travel log when you are completing the follow-up survey online or by phone, but the log itself is yours to keep.

Activity List

- | | |
|---|--|
| 01. Regular home activities (chores, sleep) | 11. Buy goods (groceries, clothes, appliances, gas) |
| 02. Work from home (paid) | 12. Buy services (dry cleaner, banking, service a car, pet care) |
| 03. Work | 13. Buy meals (go out for a meal, snack, carry-out) |
| 04. Work-related meeting/trip | 14. Other general errands (post office, library) |
| 05. Volunteer activities (not paid) | 15. Recreational activities (visit parks, movies, bars, museums) |
| 06. Drop off/pick up someone | 16. Exercise (go for a jog, walk, walk the dog, go to the gym) |
| 07. Change type of transportation | 17. Visit friends or relatives |
| 08. Attend school as student | 18. Health care visit (medical, dental, therapy) |
| 09. Attend child care | 19. Religious or other community activities |
| 10. Attend adult care | 20. Other (please specify) |

1 Where did you go?

 **START HERE**

Place 1: Where were you at 4:00 AM on your assigned travel day?
Provide place name and address/intersection:

Place 2: Where did you go next?
Provide place name and address/intersection:

Place 3: Where did you go next?
Provide place name and address/intersection:

Place 4: Where did you go next?
Provide place name and address/intersection:

Place 5: Where did you go next?
Provide place name and address/intersection:

Place 6: Where did you go next?
Provide place name and address/intersection:

Place 7: Where did you go next?
Provide place name and address/intersection:

Place 8: Where did you go next?
Provide place name and address/intersection:

Place 9: Where did you go next?
Provide place name and address/intersection:

Place 10: Where did you go next?
Provide place name and address/intersection:

2 How did you get there?

What time did you arrive at this place?

How did you get to this place?
(for example, walk, car, bus, train, etc.)

How many people went with you to this place?

What time did you leave this place?

:

AM PM

Did not leave

:

AM PM

:

AM PM

:

AM PM

:

AM PM

:

AM PM

:

AM PM

:

AM PM

:

AM PM

:

AM PM

3 What did you do?

What did you do at this place?
Use the [Activity List](#) and write the number that best describes your primary activity at this place.

If you went more than 10 places on your travel day, please record these places on a separate paper.

See the back page for a full travel day example!