



Main Study Retrieval Questionnaire

October 6, 2016

Submitted to:
Federal Highway Administration
Office of Policy Information
1200 New Jersey Avenue, SE
Washington, DC 20590

Submitted by:
Westat
1600 Research Boulevard
Rockville, Maryland 20850-3129
(301) 251-1500

Contract # GS23F8144H
Order # DTFH6114F00113

INTRODUCTION

Thank you for being part of the National Household Travel Survey. The US Department of Transportation conducts this study every 5 to 7 years to understand how to improve personal travel across the country.

In this stage of this study, each member of your household will be asked where, when and how you traveled to each of the places you went on [STRAVDATE]. In addition, you will each be asked about work, school, and how you usually travel from place to place. We will also ask some general questions about your household and may ask you to confirm some of the information you gave us on the questionnaire you completed a few weeks ago.

Your participation is voluntary, and your answers will be confidential as required by law.

As a thank you, we will send your household a **\$20 check** after everyone successfully completes the survey. Please call 1-855-350-6487 (NHTS) if you have any questions.

The information you provide will be used to understand the transportation needs of your community and the nation. Participating is voluntary and your responses will be kept confidential. This survey takes about 13 minutes per person to complete. If you have comments or suggestions about your participation or this survey, please contact Michael Howell, Information Collection Clearance Officer, Federal Highway Administration, 202-366-5707, Michael.Howell@dot.gov, 1200 New Jersey Avenue, SE, Washington, DC 20590. Please refer to OMB Control Number 2125-0545.

WEB ATEXT	CAIT ATEXT	AVALUE	BRANCH
Continue with survey	CONTINUE WITH SURVEY	100	PHGEOCODE

Household Data Module

THE HOUSEHOLD AND VEHICLE MODULES WILL BE COMPLETED BY THE FIRST PERSON LOGGING INTO THE SURVEY.

BEGIN HOUSEHOLD MODULE

CHGADDPHYS

ProgrammerNote: Asked if address is not a PO box

To help us understand the things that influence your travel choices, we have a few questions about your household.

First, we want to confirm your address. Do you live at...

[\$BASESTRT][\$BASEAPT]

[\$BASECITY], [\$BASESTAT] [\$BASEZIP]

WEB TEXT	CATI TEXT	AVALUE
Yes	YES	1
No, the apartment number is incorrect	NO, THE APT NUMBER IS INCORRECT	2
No, this is not my address	NO, THIS IS NOT RESPONDENT'S ADDRESS	5
I don't know	DON'T KNOW	-8
I prefer not to answer	REFUSED	-7

ADD_CHECK2

ProgrammerNote: Asked if apt number is incorrect

What is your correct apartment number?

HGEOCODE

ProgrammerNote: Asked if the sampled address is a PO BOX, not the correct home address, or home address is not properly geocoded.

- 1) Because this is a survey about where and how far people travel, we need to record the physical address of your home. Follow the steps below to enter your home address.

ATEXT	AVALUE
ENTER TEXT	

- 2) What is your home address?

ATEXT	AVALUE
ENTER TEXT	

- 3) **Search** for the address.
- 4) Select the best address below and click **Use this Address**.

HASPOBOX**ProgrammerNote:** Asked if sampled address is not a P.O. Box

Do you also use a P.O. Box to receive personal mail?

WEB ATEXT	CATI ATEXT	AVALUE
Yes	YES	1
No	NO	2
I don't know	DON'T KNOW	-8
I prefer not to answer	REFUSED	-7

TRAV2SHOP**ProgrammerNote:** Asked if in MD add-on region

How far do you typically travel from your home to shop for your typical household needs (e.g. groceries, clothing, or other household supplies)?

WEB ATEXT	CATI ATEXT	AVALUE
Less than a mile	Less than a mile,	1
Between 1 to 5 miles	Between 1 to 5 miles,	2
Between 5 to 10 miles	Between 5 to 10 miles,	3
Between 10 – 15 miles	Between 10 – 15 miles, or	4
More than 15 miles	More than 15 miles?	5
I don't know	DON'T KNOW	-8
I prefer not to answer	REFUSED	-7

INTERNET_TX**ProgrammerNote:** Asked if in TXNC add-on region

Do you access the internet at home (including smart phone, tablet, desktop/laptop computer, etc.)?

WEB ATEXT	CATI ATEXT	AVALUE
Yes	YES	1
No	NO	2
I don't know	DON'T KNOW	-8
I prefer not to answer	REFUSED	-7

HOMEOWN**ProgrammerNote:** Asked if HOMEOWN was not collected in REC

Do you own or rent your home?

WEB ATEXT	CATI ATEXT	AVALUE
Own	OWN	1
Rent	RENT	2
Some other arrangement	SOME OTHER ARRANGEMENT	97
I don't know	DON'T KNOW	-8
I prefer not to answer	REFUSED	-7

HOMEOWN_0**ProgrammerNote:** Asked if respondent responds "Something other arrangement" to HOMEOWN.

Please describe your arrangement.

HOMETEN**ProgrammerNote:** Asked if in INCOG add-on region

How many years have you lived in your current home? Please round up to the next full year (e.g. less than 1, enter 1; between 1 and 2, enter 2; etc.).

WEB ATEXT	CATI ATEXT	AVALUE
ENTER NUMBER	ENTER NUMBER	
I don't know	DON'T KNOW	-8
I prefer not to answer	REFUSED	-7

HOMELOC

ProgrammerNote: Asked if in CA, DM, INCOG or TXNC add-on region. RANDOMIZE ANSWER CHOICES. Three responses are required.

What are the TOP THREE reasons you chose your current home location?

WEB ATEXT	CATI ATEXT	AVALUE	ASHOWNIF
Cost / price of home	COST / PRICE OF HOME	1	ALWAYS
Home size and characteristics	HOME SIZE AND CHARACTERISTICS	2	ALWAYS
Home or lot size	HOME OR LOT SIZE	4	SPONSOR IN [3,5,9,12]
Neighborhood characteristics	NEIGHBORHOOD CHARACTERISTICS	3	ALWAYS
School district / system	SCHOOL DISTRICT / SYSTEM	5	ALWAYS
Convenient to work	CONVENIENT TO WORK	6	ALWAYS
Convenient to school	CONVENIENT TO SCHOOL	7	ALWAYS
Convenient to retail (shopping, entertainment, restaurants)	CONVENIENT TO RETAIL (SHOPPING, ENTERTAINMENT, RESTAURANTS)	8	ALWAYS
Close to friends and family	CLOSE TO FRIENDS AND FAMILY	9	ALWAYS
Close to public transportation	CLOSE TO PUBLIC TRANSPORTATION	10	ALWAYS
Close to scenic locations (beach, lake, golf courses)	CLOSE TO SCENIC LOCATIONS (BEACH, LAKE, GOLF COURSES)	11	ALWAYS
No other choices apply	NO OTHER CHOICES APPLY	12	ALWAYS
I don't know	DON'T KNOW	-8	ALWAYS
I prefer not to answer	REFUSED	-7	ALWAYS

DELIVERY

ProgrammerNote: Asked if in TXNC add-on region

How many delivery or service vehicles came to your home on your travel day? Do not include garbage trucks and US Mail trucks.

WEB ATEXT	CATI ATEXT	AVALUE
ENTER NUMBER	ENTER NUMBER	
I don't know	DON'T KNOW	-8
I prefer not to answer	REFUSED	-7

INVEST**ProgrammerNote: Asked if in AZ, DM or INCOG add-on region**

What type of transportation investments should the [STATE_REGION] focus on? Please SELECT [YOUR2] TOP THREE choices.

WEB ATEXT	CATI ATEXT	AVALUE	ASHOWNIF
New roadways	NEW ROADWAYS	1	ALWAYS
Existing roadway maintenance/reconstruction	EXISTING ROADWAY MAINTENANCE/RECONSTRUCTION	2	ALWAYS
Public transportation	PUBLIC TRANSPORTATION	3	ALWAYS
Sidewalks	SIDEWALKS	4	ALWAYS
Parking	PARKING	5	SPONSOR IN [3,5]
High-occupancy vehicle lanes	HIGH-OCCUPANCY VEHICLE LANES	6	SPONSOR=1
Bike lanes and paths	BIKE LANES AND PATHS	7	SPONSOR=1
Bike lanes	BIKE LANES	8	SPONSOR IN [3,5]
Recreational trails	RECREATIONAL TRAILS,	9	ALWAYS
Transportation system management/signal coordination	TRANSPORTATION SYSTEM MANAGEMENT/SIGNAL COORDINATION	10	SPONSOR=1
No other choices apply	NO OTHER CHOICES APPLY	11	ALWAYS
I don't know	DON'T KNOW	-8	ALWAYS
I prefer not to answer	REFUSED	-7	ALWAYS

AIRPORT**ProgrammerNote: Asked if in INCOG or IA add-on region. RANDOMIZE ANSWER CHOICES.**Which ONE of the following is the biggest factor that influences your choice of airport?

WEB ATEXT	CATI ATEXT	AVALUE
Flight fares	Flight fares	1
Flight times	Flight times	2
Flight frequency	Flight frequency	3
Airline brand availability / loyalty	Airline brand availability / loyalty	4
Distance to airport	Distance to airport	5
Parking facilities	Parking facilities	6
Airport customer service & facilities	Airport customer service & facilities	7
Weather / season of the year	Weather / season of the year	8
I don't know	DON'T KNOW	-8
I prefer not to answer	REFUSED	-7

HHCONF**ProgrammerNote: Always asked**

Please review the information for each person who lives in your household. If the information is correct, select YES in the last column. To make a change, click in the box to edit.

Please do not include anyone who usually lives somewhere else or is just visiting, such as a college student away at school. You can also remove or add a household member, if necessary.

[\$HHSIZ10_RECALL]

Person#	Name	AGE	SEX	DRIVER	REMOVE	CORRECT?
1	???	???	M/F	Yes/No	X	✓
2	???	???	M/F	Yes/No	X	✓
3	???	???	M/F	Yes/No	X	✓
4	???	???	M/F	Yes/No	X	✓
5	???	???	M/F	Yes/No	X	✓
6	???	???	M/F	Yes/No	X	✓
7	???	???	M/F	Yes/No	X	✓
8	???	???	M/F	Yes/No	X	✓
9	???	???	M/F	Yes/No	X	✓
10	???	???	M/F	Yes/No	X	✓
+	Add	New	Household	Member		

HHCONF_CONFIRM_AGE**ProgrammerNote: Displayed when all HH member's ages are under 18 or DK/REF**

Please give the age of at least one person who is over 18.

SELECTPERSON1**ProgrammerNote: Always asked**

First, we will start with some questions about your household. Please select **your** name from the drop down list below.

The person providing this information needs to be an adult household member.

ATEXT	AVALUE
LIST OF PEOPLE 18 OR OLDER	

This section will have a banner containing [\$FNAME]/[\$AGE] / [\$SEX].

AAGE**ProgrammerNote: Asked if respondent doesn't supply an actual number for AGE**

[\$NEXT_HHMEM_AAGE]Because we want to make sure to ask questions that are age appropriate, in which age group [\$DO_YOU] belong...

WEB ATEXT	CATI ATEXT	AVALUE
0-4 years old	0-4 years old,	1
5-15 years old	5-15 years old,	2
16-17 years old	16-17 years old,	3
18-64 years old	18-64 years old,	4
65-75 years old	65-75 years old, or	5
76 years old or older	76 years old or older	6
I don't know	DON'T KNOW	-8
I prefer not to answer	REFUSED	-7

HISP**ProgrammerNote: Always asked**

[\$NEXT_HHMEM_HISP][\$ARE_YOU_CAP] of Hispanic or Latino origin?

WEB ATEXT	CATI ATEXT	AVALUE
Yes, Hispanic or Latino	YES	1
No, Not Hispanic or Latino	NO	2
I don't know	DON'T KNOW	-8
I prefer not to answer	REFUSED	-7

RACE

ProgrammerNote: Always asked

Which of the following describes [YOUR2] race?

Please SELECT ALL that apply.

WEB ATEXT	CATI ATEXT	AVALUE
White	White,	1
Black or African American	Black or African American,	2
Asian	Asian,	3
American Indian or Alaska native	American Indian or Alaska native,	4
Native Hawaiian or other Pacific islander	Native Hawaiian or other Pacific islander, or	5
Some other race	Some other race?	97
I don't know	DON'T KNOW	-8
I prefer not to answer	REFUSED	-7

RACE_0

ProgrammerNote: Asked if subject responds "Some other race" to RACE

Please provide [YOUR2] race.

ATEXT	AVALUE
ENTER TEXT	

RELATE (HH_RELAT)

ProgrammerNote: Asked of every household member except person 1.

What is [YOUR2] relationship to [YOU_R1]? *Relationships include biological, adopted and step.*

WEB ATEXT	CATI ATEXT	AVALUE
Self	SELF	1
Spouse/Unmarried partner	SPOUSE/UNMARRIED PARTNER	2
Child	CHILD	3
Parent	PARENT	4
Brother/Sister	BROTHER/SISTER	5
Other relative	OTHER RELATIVE	6
Non-relative	NON-RELATIVE	7
I don't know	DON'T KNOW	-8
I prefer not to answer	REFUSED	-7

EDUC**ProgrammerNote:** Asked if subject is at least 14 years of age.

What is the highest grade or degree that [\$YOU_HAVE] earned?

WEB ATEXT	CATI ATEXT	AVALUE
Less than a high school graduate	LESS THAN A HIGH SCHOOL GRADUATE	1
High school graduate or GED	HIGH SCHOOL GRADUATE OR GED	2
Some college or associates degree	SOME COLLEGE OR ASSOCIATES DEGREE	3
Bachelor's degree	BACHELOR'S DEGREE	4
Graduate degree or professional degree	GRADUATE DEGREE OR PROFESSIONAL DEGREE	5
I don't know	DON'T KNOW	-8
I prefer not to answer	REFUSED	-7

STUDE_TX**ProgrammerNote:** Asked if in TXNC add-on region

[\$ARE_YOU_CAP] a student?

IF YES -> PROMPT FOR WHAT GRADE LEVEL

IF NO -> CODE "NOT A STUDENT"

WEB ATEXT	CATI ATEXT	AVALUE
Yes – K-12th Grade including GED	K-12TH GRADE INCLUDING GED	1
Yes – Vocation/Technical/Trade School	VOCATION/TECHNICAL/TRADE SCHOOL	2
Yes – Part-Time college/University	PART-TIME COLLEGE/UNIVERSITY	3
Yes – Full Time college/University	FULL TIME COLLEGE/UNIVERSITY	4
Yes – Other	OTHER	5
Not a student	NOT A STUDENT	6
I don't know	DON'T KNOW	-8
I prefer not to answer	REFUSED	-7

PRMACT**ProgrammerNote:** Asked if subject is at least 16 years of ageDuring most of last week [\$WERE_YOU]...

WEB ATEXT	CATI ATEXT	AVALUE
Working	Working,	1
Temporarily absent from a job or business	Temporarily absent from a job or business,	2
Looking for work / unemployed	Looking for work / unemployed,	3
A homemaker	A homemaker,	4
Going to school	Going to school,	5
Retired	Retired,	6
Something else	Or something else?	97
I don't know	DON'T KNOW	-8
I prefer not to answer	REFUSED	-7

PAYPROF**ProgrammerNote:** Asked if subject is not a worker or temporarily absent from a jobLast week, did [\$YOU1] do any work for either pay or profit?

WEB ATEXT	CATI ATEXT	AVALUE
Yes	YES	1
No	NO	2
I don't know	DON'T KNOW	-8
I prefer not to answer	REFUSED	-7

GT1JBLWK**ProgrammerNote:** Asked if subject is a worker

[\$DO_YOU_CAP] have more than one job? We mean more than one employer, not just multiple job sites.

WEB ATEXT	CATI ATEXT	AVALUE
Yes	YES	1
No	NO	2
I don't know	DON'T KNOW	-8
I prefer not to answer	REFUSED	-7

WKFTPT**ProgrammerNote:** Asked if subject is a worker who does not work from home

[\$DO_YOU_CAP] work full-time or part-time at [\$YOUR_THEIR] [\$PRIMARY] job? [\$PRIMARY_EXP]

A full time job is at least 35 hours per week.

WEB ATEXT	CATI ATEXT	AVALUE
Full-time	FULL-TIME	1
Part-time	PART-TIME	2
I don't know	DON'T KNOW	-8
I prefer not to answer	REFUSED	-7

WRK_HOME**ProgrammerNote:** Asked if subject is a worker[\$DO_YOU_CAP] usually work from home?

WEB ATEXT	CATI ATEXT	AVALUE
Yes	YES	1
No	NO	2
I don't know	DON'T KNOW	-8
I prefer not to answer	REFUSED	-7

WADDR**ProgrammerNote:** Asked if subject is a worker and does not work from home

- 1) What is the business name of [\$YOUR2] [\$PRIMARY] workplace?

ATEXT	AVALUE
ENTER TEXT	

- 2) What is the address or nearest cross streets of [\$YOUR2] workplace?

ATEXT	AVALUE
ENTER TEXT	

- 3) **Search** for the address.
- 4) Select the best address below and click **Use this Address**.

WMODE (WRKTRANS)

ProgrammerNote: Asked if subject is a worker and does not work from home.

How did [YOU1] usually get to [YOUR_THEIR] [PRIMARY] job last week? If you used more than one mode of transportation, please select the one used for most of the distance.

WEB ATEXT	CATI ATEXT	AVALUE
Walk	WALK	1
Bicycle	BICYCLE	2
Car	CAR	3
SUV	SUV	4
Van	VAN / MINIVAN	5
Pickup truck	PICKUP TRUCK	6
Taxi / Limo (including Uber / Lyft)	TAXI / LIMO (INCLUDING UBER / LYFT)	17
Rental car (including Zipcar / Car2Go)	RENTAL CAR (INCLUDING ZIPCAR / CAR2GO)	18
Golf cart / Segway	GOLF CART / SEGWAY	7
Motorcycle / Moped	MOTORCYCLE / MOPED	8
RV (motor home, ATV, snowmobile)	RV (MOTOR HOME, ATV, SNOWMOBILE)	9
BUS	BUS	
School bus	SCHOOL BUS	10
Public or commuter bus	PUBLIC OR COMMUTER BUS	11
Paratransit / Dial-a-ride	PARATRANSIT / DIAL-A-RIDE	12
Private / Charter / Tour / Shuttle bus	PRIVATE / CHARTER / TOUR / SHUTTLE BUS	13
City-to-city bus (Greyhound, Megabus)	CITY-TO-CITY BUS (GREYHOUND, MEGABUS)	14
TRAIN	TRAIN	
Amtrak / Commuter rail	AMTRAK / COMMUTER RAIL	15
Subway / Elevated / Light rail / Street car	SUBWAY / ELEVATED / LIGHT RAIL / STREET CAR	16
OTHER	OTHER	
Airplane	AIRPLANE	19
Boat / Ferry / Water taxi	BOAT / FERRY / WATER TAXI	20
Something Else	SOMETHING ELSE	97
I don't know	DON'T KNOW	-8
I prefer not to answer	REFUSED	-7

WMODE_0

ProgrammerNote: Asked if subject reports "Something else" to WMODE

How did [YOU1] usually get to work last week?

ATEXT	AVALUE
ENTER TEXT	

TRANSCOMM

ProgrammerNote: Asked if in DM or GA add-on region and subject is a worker. **RANDOMIZE ANSWER CHOICES.** Three responses are required.

What are the THREE most important factors that would make [YOUR2] public transit [GA_EXP]system a good option for [YOUR_THEIR] commute?

WEB ATEXT	CATI QTEXT	AVALUE
Close to work and home	CLOSE TO WORK AND HOME	1
Fits [YOUR_THEIR] schedule	FITS [YOUR_THEIR_CAP] SCHEDULE	2
Faster than driving	FASTER THAN DRIVING	3
Reasonable in cost	REASONABLE IN COST	4
Consistently on time	CONSISTENTLY ON TIME	5
Avoids travel stress	AVOIDS TRAVEL STRESS	6
Safety	SAFETY	7
No other choices apply	NO OTHER CHOICES APPLY	8
I don't know	DON'T KNOW	-8
I prefer not to answer	REFUSED	-7

JOBATEG

ProgrammerNote: Asked if subject is a worker

Which best describes [YOUR2] [PRIMARY] job?

WEB ATEXT	CATI QTEXT	AVALUE
Sales or service	Sales or service,	1
Clerical or administrative support	Clerical or administrative support,	2
Manufacturing, construction, maintenance, or farming	Manufacturing, construction, maintenance, or farming,	3
Professional, managerial, or technical	Or professional, managerial, or technical?	4
Something else	SOMETHING ELSE	97
I don't know	DON'T KNOW	-8
I prefer not to answer	REFUSED	-7

JOB CATEG_0**ProgrammerNote:** Asked if subject reports “Something else” to job category

Please describe [\$YOUR2] primary job.

ATEXT	AVALUE
ENTER TEXT	

SEAS_EMP**ProgrammerNote:** Asked if in MD add-on region and subject is at least 16 years of age

If [\$YOU_HAVE] seasonal employment during the summer peak tourist season, when do [\$YOU_THEY] work?

WEB ATEXT	CATI ATEXT	AVALUE
[\$HE_SHE_CAP] [\$DO_DOES] not have seasonal employment	DOES NOT HAVE SEASONAL EMPLOYMENT	1
Weekdays only – Monday through Thursday	Weekdays only – Monday through Thursday,	2
Weekends only – Friday through Sunday	Weekends only – Friday through Sunday, or	3
Weekdays and weekends	Weekdays and weekends?	4
I don’t know	DON’T KNOW	-8
I prefer not to answer	REFUSED	-7

STUDE**ProgrammerNote:** Asked if subject is between 5-17 years of age and has not graduated HS.

The Department of Transportation and your local community are interested in ensuring travel safety to and from school. The following questions will help identify issues that children might face in traveling between home and school for the most recent school year.

What type of school [\$DO_YOU] attend?

Think about the most recent school attended.

WEB ATEXT	CATI ATEXT	AVALUE
Public or private school	PUBLIC OR PRIVATE SCHOOL	1
Home schooled	HOME SCHOOLED	2
Not in school	NOT IN SCHOOL	3
I don’t know	DON’T KNOW	-8
I prefer not to answer	REFUSED	-7

SADDR**ProgrammerNote:** Asked if subject is a student.

- 1) What is the name of [\$YOUR2] school?

ATEXT	AVALUE
ENTER TEXT	

- 2) What is the address or nearest cross streets of [\$YOUR] school?

ATEXT	AVALUE
ENTER TEXT	

- 3) **Search** for the address.
 4) Select the best address below and click **Use this Address**.

PMORE

CASE WHEN \$R<HHSIZ THEN 1 ELSE 2

ATEXT	AVALUE	BRANCH
More to report	1	RACE
Done reporting people	2	VEHCONF

END HOUSEHOLD MODULE**LONG DISTANCE MODULE****BEGIN LONG DISTANCE MODULE****WK2SCHOOL****ProgrammerNote:** Asked if in DM add-on region and household has at least one school age child

Which of the following reasons would influence your decision to allow your child/children to walk/bike to school?

SELECT UP TO THREE.

WEB ATEXT	CATI ATEXT	AVALUE
Crossing guards present	Crossing guards present,	1
Presence of adult chaperones / supervision	Presence of adult chaperones / supervision,	2
Sidewalk and crosswalks are located along the route	Sidewalk and crosswalks are located along the route,	3
School participates in a Safe Routes to Schools program	School participates in a Safe Routes to Schools program,	4
Education and training is provided for children, parents and others	Education and training is provided for children, parents and others,	5
School is located within neighborhood	School is located within neighborhood, or	6
Distance between home and school	Distance between home and school?	7
I don't know	DON'T KNOW	-8
I prefer not to answer	REFUSED	-7

LONGDIST**Range: 0-999****ProgrammerNote: Asked if in AZ, IA or MD add-on region**

How many trips did [\$YOU_YOURHH2] make over the past two months that were at least 50 miles (one-way) from your home? Do not include any trips made as a daily commute, if applicable.

WEB ATEXT	CATI ATEXT	AVALUE
ENTER NUMBER	ENTER NUMBER	
I don't know	DON'T KNOW	-8
I prefer not to answer	REFUSED	-7

LONGDIST_TX**Range: 0-999****ProgrammerNote: Asked if in TXNC add-on region**

How many trips did [\$YOU_YOURHH] make over the past two months that were at least 75 miles (one-way) from your home? Do not include any trips made as a daily commute, if applicable.

WEB ATEXT	CATI ATEXT	AVALUE
ENTER NUMBER	ENTER NUMBER	
I don't know	DON'T KNOW	-8
I prefer not to answer	REFUSED	-7

LD_BUSNSS**Range: 0-[\$LONGDIST]****ProgrammerNote: Asked if in AZ add-on region and HH went on at least one long distance trip**

Of these [\$LONGDIST] trips, how many were for business travel? Do not include any trips made as a daily commute if applicable.

WEB ATEXT	CATI ATEXT	AVALUE
ENTER NUMBER	ENTER NUMBER	
I don't know	DON'T KNOW	-8
I prefer not to answer	REFUSED	-7

LD_MODE**ProgrammerNote:** Asked if in AZ add-on region and HH went on at least one long distance trip

What was the main method of travel for the majority of [\$YOU_YOURHH3] long distance trips? If most trips involved more than one mode of travel, please SELECT THE ONE that was used for the longest segment on most trips.

WEB ATEXT	CATI ATEXT	AVALUE
Auto / Truck / Van	AUTO / TRUCK / VAN	1
Bus	BUS	2
Train	TRAIN	3
Airplane	AIRPLANE	4
Something Else	SOMETHING ELSE	5
I don't know	DON'T KNOW	-8
I prefer not to answer	REFUSED	-7

LD_CITY**ProgrammerNote:** Asked if in AZ add-on region and HH went on at least one long distance trip

What is the one most frequent location that [\$YOU_YOURHH2] traveled to?

City:

WEB ATEXT	CATI ATEXT	AVALUE
ENTER TEXT	ENTER TEXT	
I don't know	DON'T KNOW	-8
I prefer not to answer	REFUSED	-7

LD_STATE**ProgrammerNote:** Asked if in AZ add-on region and HH went on at least one long distance trip

State:

WEB ATEXT	CATI ATEXT	AVALUE
ENTER TEXT	ENTER TEXT	
I don't know	DON'T KNOW	-8
I prefer not to answer	REFUSED	-7

END LONG DISTANC MODULE

VEHICLE DATA MODULE

BEGIN LONG DISTANCE MODULE

VEHCONF**ProgrammerNote:** Asked if respondent provided the number of HH vehicles in REC

[\$YOU_R1_CAP] reported that your household owned, leased or had available for regular use [\$HHVEH] [\$VEHICLES], including motorcycles, mopeds or RVs. Is that still accurate?

WEB ATEXT	CATI ATEXT	AVALUE	BRANCH
Yes	YES	1	MAKE
No	NO	2	VEHCONF2

VEHCONF_TEXT**ProgrammerNote:** Displayed if respondent provided the number of HH vehicles in REC

Include leased or company-owned motorized vehicles if they are used by household members on a regular basis.

HHVEH (HHVEH_DECLARED_RET)**Range:** 0 - 12**ProgrammerNote:** Asked if HH reports number of vehicles has changed or respondent did not provide the number of HH vehicles in REC

How many vehicles are owned, leased, or available for regular use by the people who currently live in your household?

Include motorcycles, mopeds and RVs.

WEB ATEXT	CATI ATEXT	AVALUE
ENTER NUMBER	ENTER NUMBER	
I don't know	DON'T KNOW	-8
I prefer not to answer	REFUSED	-7

INT_VEHCONV**ProgrammerNote:** Asked if respondent doesn't supply an actual number to HHVEH

Knowing how many vehicles are available to households is important for understanding how people go from place to place. In order to continue with the survey, we need you to report this information.

Will you please tell us how many motor vehicles are owned, leased, or available for regular use by the people who live in your household?

WEB ATEXT	CATI ATEXT	AVALUE	BRANCH
Yes	YES	102	VEHCONF2
No	NO	500	THANK04

VEHYEAR**Range: 1900 - 2017****ProgrammerNote: Asked if HH reports having at least one vehicle**

Now, we would like you to tell us about each of the vehicles available to the people that live in your household.

What's the year of the [\$NEW_NEXT] vehicle?

WEB ATEXT	CATI ATEXT	AVALUE
ENTER YEAR	ENTER YEAR	
I don't know	DON'T KNOW	-8
I prefer not to answer	REFUSED	-7

MAKE**ProgrammerNote: Asked if HH reports having at least one vehicle**

What is the make of this vehicle?

Click and type below to quickly find the make:

WEB ATEXT	CATI ATEXT	AVALUE
MAKE	MAKE	OPEN
Something else	SOMETHING ELSE	997
I don't know	DON'T KNOW	-8
I prefer not to answer	REFUSED	-7

MAKE_O**ProgrammerNote: Asked if respondent responds "Something else" to MAKE**

Please describe the make of this vehicle.

ATEXT	AVALUE
ENTER TEXT	

This section will have a banner containing [\$YEAR] [\$ MAKE].

MODEL

ProgrammerNote: Asked if HH reports having at least one vehicle

What is the model of this vehicle?

Click and type below to quickly find the model:

WEB ATEXT	CATI ATEXT	AVALUE
MODEL	MODEL	OPEN
Something else	SOMETHING ELSE	99997
I don't know	DON'T KNOW	-8
I prefer not to answer	REFUSED	-7

MODEL_0

ProgrammerNote: Asked if respondent responds "Something else" to MODEL

Please describe the model of this vehicle.

ATEXT	AVALUE
ENTER TEXT	

VMORE2

ProgrammerNote: Asked if the vehicle number is greater than or equal to number of household vehicles

You have reported [\$VEHNO] of [\$HHVEH] vehicles. Have you included every vehicle?

WEB ATEXT	CATI ATEXT	AVALUE
More to report	MORE TO REPORT	1
Done reporting vehicles	DONE REPORTING VEHICLES	2

VMORE2_VEHLIST (HHVEH_LIST_SO_FAR_LABEL)**ProgrammerNote:** Displayed if HH reports having at least one vehicle

The following Vehicles have already been reported:

ATEXT	AVALUE	ASHOWNIF
[\$VEHYEAR] [\$MAKE] [\$MODEL]	1	\$R>=1
[\$VEHYEAR] [\$MAKE] [\$MODEL]	2	\$R>=2
[\$VEHYEAR] [\$MAKE] [\$MODEL]	3	\$R>=3
[\$VEHYEAR] [\$MAKE] [\$MODEL]	4	\$R>=4
[\$VEHYEAR] [\$MAKE] [\$MODEL]	5	\$R>=5
[\$VEHYEAR] [\$MAKE] [\$MODEL]	6	\$R>=6
[\$VEHYEAR] [\$MAKE] [\$MODEL]	7	\$R>=7
[\$VEHYEAR] [\$MAKE] [\$MODEL]	8	\$R>=8
[\$VEHYEAR] [\$MAKE] [\$MODEL]	9	\$R>=9
[\$VEHYEAR] [\$MAKE] [\$MODEL]	10	\$R>=10
[\$VEHYEAR] [\$MAKE] [\$MODEL]	11	\$R>=11
[\$VEHYEAR] [\$MAKE] [\$MODEL]	12	\$R>=12

TOLLTAG**ProgrammerNote:** Asked if HH is in INCOG region and owns a vehicle

Do you have a PIKEPASS (toll tag) in [\$ANY_HHVEH]?

WEB ATEXT	CATI ATEXT	AVALUE
Yes	YES	1
No	NO	2
I don't know	DON'T KNOW	-8
I prefer not to answer	REFUSED	-7

END VEHICLE ROSTER

THE VEHICLE ROSTER WILL RETURN TO YEAR UNTIL ALL VEHICLES ARE COMPLETE AND THEN CONTINUE TO THE VEHICLE DETAILS ROSTER.

BEGIN VEHICLE DETAILS

This section will have a banner containing [\$YEAR] [\$MAKE] [\$MODEL].

VEHTYPE

ProgrammerNote: Asked about each vehicle reported. Autocode this if known from responses to MAKE and MODEL.

What type of vehicle is the [\$YEAR] [\$MAKE] [\$MODEL]?

WEB ATEXT	CATI ATEXT	AVALUE
Automobile/Car/Station Wagon	AUTOMOBILE/CAR/STATION WAGON	1
Van (Mini/Cargo/Passenger)	VAN (MINI/CARGO/PASSENGER)	2
SUV (Santa Fe, Tahoe, Jeep, etc.)	SUV (SANTA FE, TAHOE, JEEP, ETC.)	3
Pickup Truck	PICKUP TRUCK	4
Other Truck	OTHER TRUCK	5
RV (Recreational Vehicle)	RV (RECREATIONAL VEHICLE)	6
Motorcycle/Motorbike	MOTORCYCLE/MOTORBIKE	7
Something Else	SOMETHING ELSE	97
I don't know	DON'T KNOW	-8
I prefer not to answer	REFUSED	-7

VEHTYPE_0

ProgrammerNote: Asked if respondent responds "Something else" to VEHTYPE

Please describe the type of vehicle.

ATEXT	AVALUE
ENTER TEXT	

FUEL

ProgrammerNote: Asked about each vehicle reported

What type of fuel does it run on?

WEB ATEXT	CATI ATEXT	AVALUE
Gas	GAS	1
Diesel	DIESEL	2
Hybrid, electric or alternative fuel	HYBRID, ELECTRIC OR ALTERNATIVE FUEL	3
Some other fuel	SOME OTHER FUEL	97
I don't know	DON'T KNOW	-8
I prefer not to answer	REFUSED	-7

FUEL_0

ProgrammerNote: Asked if respondent responds "Something else" to FUEL

Please describe what type of fuel it runs on.

ATEXT	AVALUE
ENTER TEXT	

WHOMAIN

ProgrammerNote: Asked about each vehicle reported

Who is the main driver?

WEB ATEXT	CATI ATEXT	AVALUE
LIST OF PERSONS WHERE DRIVE=1	LIST OF PERSONS WHERE DRIVE=1	
Someone else	SOMEONE ELSE	97
I don't know	DON'T KNOW	-8
I prefer not to answer	REFUSED	-7

ODREADING

Range: 0 - 999,999

ProgrammerNote: Asked about each vehicle reported

How many miles does [\$YEAR] [\$MAKE] [\$MODEL] have on it (e.g. 12,345)?

WEB ATEXT	CATI ATEXT	AVALUE
ENTER NUMBER	ENTER NUMBER	
I don't know	DON'T KNOW	-88
I prefer not to answer	REFUSED	-77
I don't know	DON'T KNOW	-8
I prefer not to answer	REFUSED	-7

ODREADING_TEXT**ProgrammerNote:** Displayed for each vehicle reported

Refer to the completed odometer mileage record form from your package.

ODREADING_DATE

ProgrammerNote: Asked about each vehicle reported when an Odometer reading is provided. Date cannot be before REC date or after today's date.

When was the odometer reading taken?

ATEXT	AVALUE
SELECT DATE	
I don't know	-88
I prefer not to answer	-77

HFUEL**ProgrammerNote:** Asked if respondent responds "Hybrid or alternative fuel" to FUEL

What type of vehicle is it?

WEB ATEXT	CATI ATEXT	AVALUE
Biodiesel	BIODIESEL	1
Plug-in Hybrid (gas / electric e.g., Chevy Volt)	PLUG-IN HYBRID (GAS / ELECTRIC E.G., CHEVY VOLT)	2
Electric (e.g. Nissan Leaf)	ELECTRIC (E.G. NISSAN LEAF)	3
Hybrid (gas / electric, not plug-in e.g., Toyota Prius)	HYBRID (GAS / ELECTRIC, NOT PLUG-IN E.G., TOYOTA PRIUS)	4
Some other fuel	SOME OTHER FUEL	97
I don't know	DON'T KNOW	-8
I prefer not to answer	REFUSED	-7

HFUEL_0**ProgrammerNote:** Asked if respondent responds "Something else" to HFUEL

Please describe the type of hybrid vehicle it is?

ATEXT	AVALUE
ENTER TEXT	

End Vehicle Details

THE VEHICLE DETAILS ROSTER WILL RETURN TO VEHTYPE UNTIL ALL VEHICLES ARE COMPLETE AND THEN CONTINUE TO PERSON LEVEL ROSTER

PERSON LEVEL MODULE

BEGIN PERSON MODULE

SELECTPERSON2

ProgrammerNote: Always asked

Please select **YOUR** name from the drop down list below:

[\$SLCT_PER_TEXT]

ATEXT	AVALUE
LIST OF PEOPLE 16 OR OLDER	

SP2_TEXT

ProgrammerNote: Always Displayed

Please ask a parent or guardian to report on behalf of anyone younger than 16. [\$

SELECTPERSON3

ProgrammerNote: Always asked

Whose travel are you about to report?

Choose the person below for whom you want to report travel:

ATEXT	AVALUE
LIST OF ALL HH MEMBERS 5 YEARS OR OLDER	

TRAVELDEF

ProgrammerNote: Always Displayed

By travel, we don't mean a vacation or getaway. We mean all the places each of you went on the assigned day.

NWALKTRIP**RANGE:** 0 - 99**ProgrammerNote:** Always asked

Now we are going to ask some general questions about [YOUR2] usual travel activities.

In the past 7 days, how many times did [YOU1] take a walk **outside** including walks to exercise, go somewhere, or to walk the dog (e.g., walk to a friend's house, walk around the neighborhood, walk to the store, etc.)?

WEB ATEXT	CATI ATEXT	AVALUE
ENTER NUMBER	ENTER NUMBER	
I don't know	DON'T KNOW	-8
I prefer not to answer	REFUSED	-7

WALK4EX**RANGE:** <= NWALKTRIP**ProgrammerNote:** Asked if subject took a walk in the past 7 days

How many of these walks were strictly for exercise?

WEB ATEXT	CATI ATEXT	AVALUE
ENTER NUMBER	ENTER NUMBER	
I don't know	DON'T KNOW	-8
I prefer not to answer	REFUSED	-7

WALKMORE**ProgrammerNote: Asked if subject took a walk in the past 7 days. Asked only if self-report.**

Which of the following keeps you from walking more?

Please SELECT ALL that apply.

WEB QTEXT	CATI QTEXT	AVALUE
No nearby paths or trails	No nearby paths or trails,	1
No nearby parks	No nearby parks,	2
No sidewalks or sidewalks are in poor condition	No sidewalks or sidewalks are in poor condition,	3
Street crossings are unsafe	Street crossings are unsafe,	4
Heavy traffic with too many cars	Heavy traffic with too many cars, or	5
Not enough lighting at night	Not enough lighting at night?	6
None of the above	NONE OF THE ABOVE	7
I don't know	DON'T KNOW	-8
I prefer not to answer	REFUSED	-7

WKMORE_CA

ProgrammerNote: Asked if in CA add-on region and subject is at least 16 years of age. **RANDOMIZE ANSWER CHOICES.** Three responses are required.

The California Department of Transportation wants to know the TOP THREE reasons that keep [YOU1] from walking (or walking more often) to [YOUR_THEIR] destination(s)?

Please SELECT THE TOP THREE reasons:

WEB QTEXT	CATI QTEXT	AVALUE
Health issues	HEALTH ISSUES	1
No one to walk with	NO ONE TO WALK WITH	2
No nearby paths or trails	NO NEARBY PATHS OR TRAILS	3
No sidewalks / sidewalks are narrow or in poor condition	NO SIDEWALKS / SIDEWALKS ARE NARROW OR IN POOR CONDITION	4
Too far to travel by walking	TOO FAR TO TRAVEL BY WALKING	5
Safety concerns	SAFETY CONCERNS	6
Too much traffic	TOO MUCH TRAFFIC	7
Air quality	AIR QUALITY	8
No shops or other conveniences nearby	NO SHOPS OR OTHER CONVENIENCES	9
Prefer to drive	PREFER TO DRIVE	10
No other choices apply	NO OTHER CHOICES APPLY	11
Something else	SOMETHING ELSE	97
I don't know	DON'T KNOW	-8
I prefer not to answer	REFUSED	-7

WKMORE_CA_0

ProgrammerNote: Asked if subject responds "Something else" to WKMORE_CA

Please describe what keeps [YOU1] from walking (or walking more often) to [YOUR_THEIR] destination(s)?

ATEXT	AVALUE
ENTER TEXT	

WALK_ROAD

ProgrammerNote: Asked if in IA add-on region and subject is at least 16 years of age. Skip if proxy.

If there's one road [YOU1] could improve for walking, which would it be?

WEB ATEXT	CATI ATEXT	AVALUE
ENTER TEXT	ENTER TEXT	
I don't know	DON'T KNOW	-8
I prefer not to answer	REFUSED	-7

NBIKETRIP

RANGE: 0 - 99

ProgrammerNote: Always asked

In the past 7 days, how many times did [YOU1] ride a bicycle *outside* including bicycling to exercise, or to go somewhere (e.g., bike to a friend's house, bike around the neighborhood, bike to the store, etc.)?

WEB ATEXT	CATI ATEXT	AVALUE
ENTER NUMBER	ENTER NUMBER	
I don't know	DON'T KNOW	-8
I prefer not to answer	REFUSED	-7

BIKE4EX

RANGE: <= NBIKETRIP

ProgrammerNote: Asked if subject took a bike trip in the past 7 days

How many of these bicycle rides were strictly to exercise?

WEB ATEXT	CATI ATEXT	AVALUE
ENTER NUMBER	ENTER NUMBER	
I don't know	DON'T KNOW	-8
I prefer not to answer	REFUSED	-7

BIKEMORE

ProgrammerNote: Asked if subject took a bike trip in the past 7 days. Asked only if self-report.

Which of the following keeps you from biking more?

Please SELECT ALL that apply.

WEB QTEXT	CATI QTEXT	AVALUE
No nearby paths or trails	No nearby paths or trails,	1
No nearby parks	No nearby parks,	2
No sidewalks or sidewalks are in poor condition	No sidewalks or sidewalks are in poor condition,	3
Street crossings are unsafe	Street crossings are unsafe,	4
Heavy traffic with too many cars	Heavy traffic with too many cars, or	5
Not enough lighting at night	Not enough lighting at night?	6
None of the above	NONE OF THE ABOVE	7
I don't know	DON'T KNOW	-8
I prefer not to answer	REFUSED	-7

BIKESHARE

RANGE: 0 - 99

ProgrammerNote: Asked if subject took a bike trip in the past 7 days

Now we want you to think about the past 30 days. In the past 30 days, how many times did [YOU1] use a bike share program (e.g. Bikeshare, Zagster, or CycleHop)?

WEB ATEXT	CATI ATEXT	AVALUE
ENTER NUMBER	ENTER NUMBER	
I don't know	DON'T KNOW	-8
I prefer not to answer	REFUSED	-7

NBIKETRIP_WI

RANGE: 0 - 999

ProgrammerNote: Asked if in WI add-on region.

In the past 30 days, how many times did [YOU1] ride a bicycle *outside* including bicycling to go somewhere or for exercise?

WEB ATEXT	CATI ATEXT	AVALUE
ENTER NUMBER	ENTER NUMBER	
I don't know	DON'T KNOW	-8
I prefer not to answer	REFUSED	-7

BIKE_ROAD

ProgrammerNote: Asked if in IA add-on region and subject is at least 16 years of age. Skip if proxy.

If there's one road [YOU1] could improve for biking, which would it be?

WEB ATEXT	CATI ATEXT	AVALUE
ENTER TEXT	ENTER TEXT	
I don't know	DON'T KNOW	-8
I prefer not to answer	REFUSED	-7

BKMORE_CA

ProgrammerNote: Asked if in CA add-on region, self-reporting and subject is at least 16 years of age. **RANDOMIZE ANSWER CHOICES.** Three responses are required.

The California Department of Transportation wants to know the TOP THREE reasons that keep [YOU1] from biking (or biking more often) to [YOUR_THEIR] destination(s)?

Please SELECT THE TOP THREE reasons:

WEB QTEXT	CATI QTEXT	AVALUE
Health issues	HEALTH ISSUES	1
No one to bike with	NO ONE TO BIKE WITH	2
No nearby paths or trails	NO NEARBY PATHS OR TRAILS	3
Not enough bike lanes or wide curb lanes	NOT ENOUGH BIKE LANES OR WIDE CURB LANES	4
No sidewalks / sidewalks are narrow or in poor condition	NO SIDEWALKS / SIDEWALKS ARE NARROW OR IN POOR CONDITION	5
Utility poles in the middle of the sidewalk	UTILITY POLES IN THE MIDDLE OF THE SIDEWALK	6
Too far to travel by bike	TOO FAR TO TRAVEL BY BIKE	7
Safety concerns	SAFETY CONCERNS	8
Too much traffic	TOO MUCH TRAFFIC	9
Air quality	AIR QUALITY	10
No shops or other conveniences nearby	NO SHOPS OR OTHER CONVENIENCES	11
Prefer to drive	PREFER TO DRIVE	12
No other choices apply	NO OTHER CHOICES APPLY	13
Something else	SOMETHING ELSE	97
I don't know	DON'T KNOW	-8
I prefer not to answer	REFUSED	-7

BKMORE_CA_0**ProgrammerNote:** Asked if subject responds “Something else” to BKMORE_CA

Please describe what keeps [\$YOU1] from biking (or biking more often) to [\$YOUR_THEIR] destination(s)?

ATEXT	AVALUE
ENTER TEXT	

PED_INVEST**ProgrammerNote:** Asked if in IA add-on region and subject is at least 16 years of age. Skip if proxy.Which ONE location is [\$YOUR2] top priority for where [\$SPONSOR_LABEL] should focus pedestrian/bicycle investments?

WEB QTEXT	CATI QTEXT	AVALUE
Schools	Schools,	1
Parks / trails / cultural sites	Parks / trails / cultural sites,	2
Residential neighborhoods	Residential neighborhoods,	3
Shopping / restaurants	Shopping / restaurants, or	4
Offices / industry	Offices / industry?	5
This is not important to me	THIS IS NOT IMPORTANT TO ME	6
I don't know	DON'T KNOW	-8
I prefer not to answer	REFUSED	-7

BIKE_LASTTRP**ProgrammerNote:** Asked if in WI add-on region and subject has not taken a bike trip in the past 30 days

When was [\$YOUR2] most recent bicycle trip?

WEB QTEXT	CATI QTEXT	AVALUE
1 – 3 months ago	1 – 3 months ago,	1
3 – 6 months ago	3 – 6 months ago,	2
6 – 9 months ago	6 – 9 months ago,	3
9 – 12 months ago	9 – 12 months ago,	4
Over a year ago	Over a year ago, or	5
Never	Never?	6
I don't know	DON'T KNOW	-8
I prefer not to answer	REFUSED	-7

BIKE_REAS_WI**ProgrammerNote: Asked if in WI add-on region and subject's last bike trip is not never**

What were the reasons for [YOUR2] TWO most recent bicycle trips?

Please SELECT UP TO TWO reasons.

WEB QTEXT	CATI QTEXT	AVALUE
Work	WORK	1
School / daycare / religious activity	SCHOOL / DAYCARE / RELIGIOUS ACTIVITY	2
Medical / dental services	MEDICAL / DENTAL SERVICES	3
Shopping / errands	SHOPPING / ERRANDS	4
Social / recreational	SOCIAL / RECREATIONAL	5
Family personal business / obligations	FAMILY PERSONAL BUSINESS / OBLIGATIONS	6
Transport someone	TRANSPORT SOMEONE	7
Meals	MEALS	8
Other	OTHER	9
I don't know	DON'T KNOW	-8
I prefer not to answer	REFUSED	-7

BIKE_FAC_WI

ProgrammerNote: Asked if in WI add-on region and subject's last bike trip is not never. Skip if proxy.

What facilities did [YOU1] use in [YOUR_THEIR] most recent bike trip?

Please SELECT ALL that apply.

WEB QTEXT	CATI QTEXT	AVALUE
Biked in same travel lane as cars	Biked in same travel lane as cars,	1
Biked outside travel lanes	Biked outside travel lanes,	2
Used pavement marked bike lanes	Used pavement marked bike lanes,	3
Biked on paved shoulders	Biked on paved shoulders,	4
Shared use path	Shared use path,	5
Used bicycle parking at destination	Used bicycle parking at destination,	6
Used bike rack on a bus	Used bike rack on a bus, or	7
Took bike on a train	Took bike on a train?	8
None of the above	NONE OF THE ABOVE	9
I don't know	DON'T KNOW	-8
I prefer not to answer	REFUSED	-7

PTUSED

RANGE: 0-30

ProgrammerNote: Always asked

In the past 30 days, about how many days [HAVE_YOU] used public transportation such as buses, subways, streetcars, or commuter trains?

Do not include taxis.

WEB ATEXT	CATI ATEXT	AVALUE
ENTER NUMBER	ENTER NUMBER	
I don't know	DON'T KNOW	-8
I prefer not to answer	REFUSED	-7

MCUSED**RANGE: 0-99****ProgrammerNote: Asked if subject is a main driver of a motorcycle**

In the past 30 days, about how many times [\$HAVE_YOU] driven a motorcycle or moped on public roadways?

WEB ATEXT	CATI ATEXT	AVALUE
ENTER NUMBER	ENTER NUMBER	
I don't know	DON'T KNOW	-8
I prefer not to answer	REFUSED	-7

ALT_TRANS

ProgrammerNote: Asked of each HHM aged 16+ who are drivers if at least 1 HH vehicle. Skip if proxy reporting.

If you were unable to use your household vehicle(s), which of the following options *would be available* to you to get you from place to place?

Please SELECT ALL that apply.

WEB ATEXT	CATI ATEXT	AVALUE
Public transportation (bus, subway, light rail, etc.)	PUBLIC TRANSPORTATION (BUS, SUBWAY, LIGHT RAIL, ETC.)	1
Get a ride from a friend or a family member	GET A RIDE FROM A FRIEND OR FAMILY MEMBER	2
Rental car (including Zipcar / Car2Go)	RENTAL CAR (INCLUDING ZIPCAR / CAR2GO)	3
Bicycle	BICYCLE	4
Walk	WALK	5
Taxi (regular taxi, Uber, Lyft, etc.)	TAXI (REGULAR TAXI, UBER, LYFT, ETC.)	6
Something Else	SOMETHING ELSE	97
None	NONE	7
I don't Know	DON'T KNOW	-8
I prefer not to answer	REFUSED	-7

PTMORE

ProgrammerNote: Asked if in CA add-on region and subject is at least 16 years of age. **RANDOMIZE ANSWER CHOICES.** Three responses are required.

What keeps you from taking transit (or taking transit more often) to [\$YOUR_THEIR] destination(s)?

Please SELECT THE TOP THREE reasons:

WEB ATEXT	CATI ATEXT	AVALUE
Service not frequent enough	SERVICE NOT FREQUENT ENOUGH	1
Service does not run early or late enough	SERVICE DOES NOT RUN EARLY OR LATE ENOUGH	2
Service not reliable	SERVICE NOT RELIABLE	3
Service too expensive	SERVICE TOO EXPENSIVE	4
No stops near destination	NO STOPS NEAR DESTINATION	5
Street crossings are unsafe	STREET CROSSINGS ARE UNSAFE	6
Weather	WEATHER	7
Safety concerns	SAFETY CONCERNS	8
Air quality	AIR QUALITY	9
Prefer to drive	PREFER TO DRIVE	10
No other choices apply	NO OTHER CHOICES APPLY	11
Something else	SOMETHING ELSE	97
I don't Know	DON'T KNOW	-8
I prefer not to answer	REFUSED	-7

PTMORE_0

ProgrammerNote: Asked if subject responds "Something else" to PTMORE

Please describe what keeps you from taking transit (or taking transit more often) to [\$YOUR_THEIR] destination(s)?

ATEXT	AVALUE
ENTER TEXT	

MET_IA

ProgrammerNote: Asked if in IA add-on region. Skip if proxy. Randomize answer choices.

Which TWO of the following options would best improve MET transit service in the metropolitan area?

WEB ATEXT	CATI ATEXT	AVALUE
Service hours	SERVICE HOURS	1
Days of service	DAYS OF SERVICE	2
Service coverage	SERVICE COVERAGE	3
Service frequency	SERVICE FREQUENCY	4
Number of bus shelters	NUMBER OF BUS SHELTERS	5
Cost of fares	COST OF FARES	6
None of the above	NONE OF THE ABOVE	7
I don't Know	DON'T KNOW	-8
I prefer not to answer	REFUSED	-7

INVEST_IA

ProgrammerNote: Asked if in IA add-on region and subject is at least 16 years of age. Skip if proxy.

Which ONE of the following transportation investments is most important to [\$YOU1]?

WEB ATEXT	CATI ATEXT	AVALUE
Construct new multi-use trails	Construct new multi-use trails,	1
Maintain existing multi-use trails	Maintain existing multi-use trails,	2
Construct on-road bicycle lanes	Construct on-road bicycle lanes,	3
Improve signage for shared lanes (auto and bicycle)	Improve signage for shared lanes (auto and bicycle),	4
Construct sidewalks	Construct sidewalks,	5
Maintain sidewalks	Maintain sidewalks, or	6
Improve public transit	Improve public transit?	7
None of the above	NONE OF THE ABOVE	8
I don't Know	DON'T KNOW	-8
I prefer not to answer	REFUSED	-7

PUB_DAILY_WI

ProgrammerNote: Asked if in WI add-on region and subject is at least 16 years of age.

For [\$YOUR2] public transit system to be a good option for [\$YOUR_THEIR] daily travel, which THREE of the following would need to be true?

WEB ATEXT	CATI ATEXT	AVALUE
Close to work and home	Close to work and home,	1
Close to non-work destinations and home	Close to non-work destinations and home,	2
Fits [\$YOUR_THEIR] schedule	Fits [\$YOUR_THEIR] schedule,	3
Faster than driving	Faster than driving,	4
Reasonable in cost	Reasonable in cost, or	5
Consistently on time	Consistently on time?	6
No other choices apply	NO OTHER CHOICES APPLY	7
I don't Know	DON'T KNOW	-8
I prefer not to answer	REFUSED	-7

FUEL_IMPACT_WI

ProgrammerNote: Asked if in WI add-on region and subject is at least 16 years of age.

How does [\$YOUR2] travel change when fuel prices go up?

Please SELECT ALL that apply.

WEB ATEXT	CATI ATEXT	AVALUE
Drive fewer miles	Drive fewer miles,	1
Make less trips	Make less trips,	2
Combine trips	Combine trips,	3
Change the time of day [\$HE_SHE] [\$TRAVEL_S] to avoid congestion	Change the time of day [\$HE_SHE] [\$TRAVEL_S] to avoid congestion,	4
Choose more efficient routes	Choose more efficient routes,	5
Drive a more fuel efficient vehicle	Drive a more fuel efficient vehicle,	6
Take transit	Take transit,	7
Carpool	Carpool, or	8
Walk / bike	Walk / bike?	9
Travel does not change	TRAVEL DOES NOT CHANGE	10
I don't Know	DON'T KNOW	-8
I prefer not to answer	REFUSED	-7

NY_DRIVE**ProgrammerNote:** Asked if in NY add-on region and subject is at least 16 years of age.In the last 3 months, have [\$YOU1] used any of the following alternative driving options for any of [\$YOUR_THEIR] trips?Please SELECT ALL that apply.

WEB ATEXT	CATI ATEXT	AVALUE
Carpool (e.g. with neighbor / friend / co-worker, etc.)	Carpool (e.g. with neighbor / friend / co-worker, etc.),	1
Vanpool (employer / union sponsored)	Vanpool (employer / union sponsored),	2
Car Share (e.g. Zip cars, Capital CarShare, Car2Go, etc.)	Car Share (e.g. Zip cars, Capital CarShare, Car2Go, etc.),	3
Ride Share (e.g. Uber, Lyft, local ride matching services, etc.)	Ride Share (e.g. Uber, Lyft, local ride matching services, etc.), or	4
None of the above	NONE OF THE ABOVE	7
I don't Know	DON'T KNOW	-8
I prefer not to answer	REFUSED	-7

NY_PARK**ProgrammerNote:** Asked if in NY add-on region and subject is at least 16 years of age.

If [\$YOU1] use a park and ride lot, how do [\$YOU_THEY] typically travel to it?

WEB ATEXT	CATI ATEXT	AVALUE
Car (ride alone)	Car (ride alone),	1
Car (dropped off)	Car (dropped off),	2
Carpool / Car Share	Carpool / Car Share,	3
Bus	Bus, or	4
Bike	Bike?	5
Do not use park and ride	DO NOT USE PARK AND RIDE	7
I don't Know	DON'T KNOW	-8
I prefer not to answer	REFUSED	-7

NY_PARKMODE**ProgrammerNote:** Asked if in NY add-on region and subject reports using a park and rideOnce [\$YOU1] [\$GET_S] to the park and ride lot, what mode do [\$YOU_THEY] typically transfer to?

WEB ATEXT	CATI ATEXT	AVALUE
Car pool / Car share	CAR POOL / CAR SHARE	1
Bus	BUS	2
Train	TRAIN	3
Ferry	FERRY	4
Bike	BIKE	5
I don't Know	DON'T KNOW	-8
I prefer not to answer	REFUSED	-7

RIDESHARE**Range:** 0 - 99**ProgrammerNote:** Asked if subject is at least 16 years of ageIn the past 30 days, how many times [\$HAVE_YOU] purchased a ride with a smartphone rideshare app (e.g. Uber, Lyft, Sidecar)?

WEB ATEXT	CATI ATEXT	AVALUE
ENTER NUMBER	ENTER NUMBER	
I don't know	DON'T KNOW	-8
I prefer not to answer	REFUSED	-7

CARSHARE**Range:** 0 - 99**ProgrammerNote:** Asked if subject is at least 16 years of ageIn the past 30 days, how many times did [\$YOU] use a car sharing service where a car can be rented by the hour (e.g. Zipcar or Car2Go)?

WEB ATEXT	CATI ATEXT	AVALUE
ENTER NUMBER	ENTER NUMBER	
I don't know	DON'T KNOW	-8
I prefer not to answer	REFUSED	-7

TIMETOWK**RANGE: 0-600****ProgrammerNote:** Asked if subject is a worker and does not work from home.

Thinking about [\$YOUR_THEIR] daily commute to work last week, how many minutes did it usually take [\$YOU1] to get from home to [\$YOUR_THEIR] [\$PRIMARY] job / work?

WEB ATEXT	CATI ATEXT	AVALUE
ENTER NUMBER	ENTER NUMBER	
I don't know	DON'T KNOW	-8
I prefer not to answer	REFUSED	-7

NOCONG**RANGE: 0 - 180****ProgrammerNote:** Asked if subject is a worker, does not work from home and they used POV to get to work

How many minutes would it take to drive to [\$YOUR2] workplace if there were no traffic?

WEB ATEXT	CATI ATEXT	AVALUE
ENTER NUMBER	ENTER NUMBER	
I don't know	DON'T KNOW	-8
I prefer not to answer	REFUSED	-7

PUBTIME**RANGE: 0 - 60****ProgrammerNote:** Asked if subject is a worker, does not work from home and takes public transit

How many minutes each day [\$DO_YOU] usually spend transferring during [\$YOUR_THEIR] commute TO work (e.g. bus to bus, train to train, bus to train)?

WEB ATEXT	CATI ATEXT	AVALUE
ENTER NUMBER	ENTER NUMBER	
I don't know	DON'T KNOW	-8
I prefer not to answer	REFUSED	-7

CARRODE**RANGE: 1-20****ProgrammerNote:** Asked if subject is a worker, does not work from home and used POV to get to workHow many people, *including* [\$YOURSELF2], usually rode to work in the vehicle last week?

WEB ATEXT	CATI ATEXT	AVALUE
ENTER NUMBER	ENTER NUMBER	
I don't know	DON'T KNOW	-8
I prefer not to answer	REFUSED	-7

PEAK_WORK**ProgrammerNote:** Asked if subject is a worker and in MD add-on regionDuring the summer peak tourist season, [\$YOUR] commute to work trip changes by (SELECT ALL that apply):

WEB ATEXT	CATI ATEXT	AVALUE
Departing at different times	Departing at different times,	1
Changing [\$MY_THEIR] route to work	Changing [\$MY_THEIR] route to work,	2
Compressing [\$MY_THEIR] work week (e.g. work four ten-hour days)	Compressing [\$MY_THEIR] work week (e.g. work four ten-hour days),	3
Working from home	Working from home, or	4
[\$MY_THEIR_CAP] commute trip is unchanged	[\$MY_THEIR_CAP] commute trip is unchanged?	5
None of the above	NONE OF THE ABOVE	6
I don't know	DON'T KNOW	-8
I prefer not to answer	REFUSED	-7

WRKTIME**ProgrammerNote:** Asked if subject is a worker.What time [\$DO_YOU] usually arrive at [\$YOUR_THEIR] [\$PRIMARY] job (e.g. 8:15 AM)?

WEB ATEXT	CATI ATEXT	AVALUE
Enter Time	ENTER TIME	
I don't know	DON'T KNOW	-8
I prefer not to answer	REFUSED	-7

FLEXTIME**ProgrammerNote:** Asked if subject is a worker

At [\$YOUR2] [\$PRIMARY] job, [\$DO_YOU] have the ability to set or change [\$YOUR_THEIR] own start time?

WEB ATEXT	CATI ATEXT	AVALUE
Yes	YES	1
No	NO	2
I don't know	DON'T KNOW	-8
I prefer not to answer	REFUSED	-7

WKRMHM**ProgrammerNote:** Asked if subject is a worker and does not work from home

[\$DO_YOU_CAP] have the option of working from home or an alternate location instead of going into [\$YOUR_THEIR] [\$PRIMARY] workplace?

WEB ATEXT	CATI ATEXT	AVALUE
Yes	YES	1
No	NO	2
I don't know	DON'T KNOW	-8
I prefer not to answer	REFUSED	-7

WKFMHMX**Range:** 0 - 31**ProgrammerNote:** Asked if subject is a worker and teleworking is an option

In the past 30 days, how many days did [\$YOU1] work only from home or an alternate work place?

WEB ATEXT	CATI ATEXT	AVALUE
ENTER NUMBER	ENTER NUMBER	
I don't know	DON'T KNOW	-8
I prefer not to answer	REFUSED	-7

WRKSCH_GA**ProgrammerNote:** Asked if in GA add-on region and subject is a worker.

Which of the following best describes [\$YOUR2] work schedule on a weekly basis?

WEB ATEXT	CATI ATEXT	AVALUE
Same schedule every week	The same schedule every week	1
Different schedule from week to week	A different schedule from week to week, or	2
Schedule changes once in a while	[\$YOUR_THEIR] work schedule changes once in a while?	
I don't know	DON'T KNOW	-8
I prefer not to answer	REFUSED	-7

SAMODE**ProgrammerNote:** Asked if subject is a studentHow [\$DO_YOU] usually get to school?Please SELECT THE ONE used for most of the distance.

WEB ATEXT	CATI ATEXT	AVALUE
Walk	WALK	1
Bicycle	BICYCLE	2
Car	CAR	3
SUV	SUV	4
Van	VAN / MINIVAN	5
Pickup truck	PICKUP TRUCK	6
Taxi / Limo (including Uber / Lyft)	TAXI / LIMO (INCLUDING UBER / LYFT)	17
Rental car (including Zipcar / Car2Go)	RENTAL CAR (INCLUDING ZIPCAR / CAR2GO)	18
Golf cart / Segway	GOLF CART / SEGWAY	7
Motorcycle / Moped	MOTORCYCLE / MOPED	8
RV (motor home, ATV, snowmobile)	RV (MOTOR HOME, ATV, SNOWMOBILE)	9
BUS	BUS	
School bus	SCHOOL BUS	10
Public or commuter bus	PUBLIC OR COMMUTER BUS	11
Paratransit / Dial-a-ride	PARATRANSIT / DIAL-A-RIDE	12
Private / Charter / Tour / Shuttle bus	PRIVATE / CHARTER / TOUR / SHUTTLE BUS	13
City-to-city bus (Greyhound, Megabus)	CITY-TO-CITY BUS (GREYHOUND, MEGABUS)	14
TRAIN	TRAIN	
Amtrak / Commuter rail	AMTRAK / COMMUTER RAIL	15
Subway / Elevated / Light rail / Street car	SUBWAY / ELEVATED / LIGHT RAIL / STREET CAR	16
OTHER	OTHER	
Airplane	AIRPLANE	19
Boat / Ferry / Water taxi	BOAT / FERRY / WATER TAXI	20
Something Else	SOMETHING ELSE	97
I don't know	DON'T KNOW	-8
I prefer not to answer	REFUSED	-7

SAMODE_0**ProgrammerNote:** Asked if subject reports “Something else” to SAMODEHow [\$DO_YOU] usually get to school?

ATEXT	AVALUE
ENTER TEXT	

SDMODE**ProgrammerNote:** Asked if subject is a studentHow [\$DO_YOU] usually leave school?Please SELECT THE ONE used for most of the distance.

WEB ATEXT	CATI ATEXT	AVALUE
Walk	WALK	1
Bicycle	BICYCLE	2
Car	CAR	3
SUV	SUV	4
Van	VAN / MINIVAN	5
Pickup truck	PICKUP TRUCK	6
Taxi / Limo (including Uber / Lyft)	TAXI / LIMO (INCLUDING UBER / LYFT)	17
Rental car (including Zipcar / Car2Go)	RENTAL CAR (INCLUDING ZIPCAR / CAR2GO)	18
Golf cart / Segway	GOLF CART / SEGWAY	7
Motorcycle / Moped	MOTORCYCLE / MOPED	8
RV (motor home, ATV, snowmobile)	RV (MOTOR HOME, ATV, SNOWMOBILE)	9
BUS	BUS	
School bus	SCHOOL BUS	10
Public or commuter bus	PUBLIC OR COMMUTER BUS	11
Paratransit / Dial-a-ride	PARATRANSIT / DIAL-A-RIDE	12
Private / Charter / Tour / Shuttle bus	PRIVATE / CHARTER / TOUR / SHUTTLE BUS	13
City-to-city bus (Greyhound, Megabus)	CITY-TO-CITY BUS (GREYHOUND, MEGABUS)	14
TRAIN	TRAIN	
Amtrak / Commuter rail	AMTRAK / COMMUTER RAIL	15
Subway / Elevated / Light rail / Street car	SUBWAY / ELEVATED / LIGHT RAIL / STREET CAR	16
OTHER	OTHER	
Airplane	AIRPLANE	19
Boat / Ferry / Water taxi	BOAT / FERRY / WATER TAXI	20
Something Else	SOMETHING ELSE	97
I don't know	DON'T KNOW	-8
I prefer not to answer	REFUSED	-7

SDMODE_0**ProgrammerNote:** Asked if subject reports “Something else” to SDMODEHow [\$DO_YOU] usually leave school?

ATEXT	AVALUE
ENTER TEXT	

RDTRP_50**ProgrammerNote:** Asked if in CA add-on regionDid [\$YOU1] make any round trips to locations at least 50 miles from your home over the past two months? Do not include any trips made as a daily commute.

WEB ATEXT	CATI ATEXT	AVALUE
Yes	YES	1
No	NO	2
I don't know	DON'T KNOW	-8
I prefer not to answer	REFUSED	-7

LONGDIST_NC**Range:** 0-999**ProgrammerNote:** Asked if in NC add-on region and subject is at least 16 years of age.How many one-way trips did [\$YOU1] make over the past two months that were at least 50 miles from your home and took place on a weekday (Monday-Friday)? Do not include any trips made as a daily commute, if applicable.

WEB ATEXT	CATI ATEXT	AVALUE
ENTER NUMBER	ENTER NUMBER	
I don't know	DON'T KNOW	-8
I prefer not to answer	REFUSED	-7

RDTRP_BUS**Range:** 0-100**ProgrammerNote:** Asked if in CA add-on region and subject took a round trip of 50 miles

Of these [\$RDTRP_50] trips, how many were for each of the following purposes? If a trip had more than one purpose, please indicate the primary purpose.

Business:

WEB ATEXT	CATI ATEXT	AVALUE
ENTER NUMBER	ENTER NUMBER	
I don't know	DON'T KNOW	-8
I prefer not to answer	REFUSED	-7

RDTRP_PER**Range: 0-100****ProgrammerNote:** Asked if in CA add-on region and subject took a round trip of 50 miles

Personal:

WEB ATEXT	CATI ATEXT	AVALUE
ENTER NUMBER	ENTER NUMBER	
I don't know	DON'T KNOW	-8
I prefer not to answer	REFUSED	-7

RDTRP_REC**Range: 0-100****ProgrammerNote:** Asked if in CA add-on region and subject took a round trip of 50 miles

Recreation:

WEB ATEXT	CATI ATEXT	AVALUE
ENTER NUMBER	ENTER NUMBER	
I don't know	DON'T KNOW	-8
I prefer not to answer	REFUSED	-7

RDTRP_O**Range: 0-100****ProgrammerNote:** Asked if in CA add-on region and subject took a round trip of 50 miles

Other:

WEB ATEXT	CATI ATEXT	AVALUE
ENTER NUMBER	ENTER NUMBER	
I don't know	DON'T KNOW	-8
I prefer not to answer	REFUSED	-7

LD_CITY_NC**ProgrammerNote:** Asked if in NC add-on region, HH went on at least one long distance trip and subject is at least 16 years of age.

Thinking about the most recent trip [\$YOU1] made that was at least 50 miles (one-way) from your home that took place on a weekday (M-F):

Where did [\$YOU_THEY] travel to?

City:

WEB ATEXT	CATI ATEXT	AVALUE
ENTER TEXT	ENTER TEXT	
I don't know	DON'T KNOW	-8
I prefer not to answer	REFUSED	-7

LD_STATE_NC

ProgrammerNote: Asked if in NC add-on region, HH went on at least one long distance trip and subject is at least 16 years of age.

State:

WEB ATEXT	CATI ATEXT	AVALUE
ENTER TEXT	ENTER TEXT	
I don't know	DON'T KNOW	-8
I prefer not to answer	REFUSED	-7

LD_REAS_NC

ProgrammerNote: Asked if in NC add-on region, HH went on at least one long distance trip and subject is at least 16 years of age.

What was [\$YOUR_THEIR] MAIN reason for making that trip?

WEB ATEXT	CATI ATEXT	AVALUE
Business	Business,	1
Recreation	Recreation,	2
Shopping	Shopping,	3
Social (visiting friends / family)	Social (visiting friends / family),	4
Vacation	Vacation, or	5
Other	Other?	6
I don't know	DON'T KNOW	-8
I prefer not to answer	REFUSED	-7

LD_MODE_NC

ProgrammerNote: Asked if in NC add-on region, HH went on at least one long distance trip and subject is at least 16 years of age.

What was [\$YOUR_THEIR] main method of travel for that trip? If the trip involved more than one mode of travel, please SELECT THE ONE that was used for the longest segment.

WEB ATEXT	CATI ATEXT	AVALUE
Personal auto / truck / van	Personal auto / truck / van,	1
Bus	Bus,	2
Train	Train,	3
Airplane	Airplane, or	4
Other	Other?	5
I don't know	DON'T KNOW	-8
I prefer not to answer	REFUSED	-7

LD_PARTY_NC**Range:** 0-99**ProgrammerNote:** Asked if in NC add-on region, HH went on at least one long distance trip and subject is at least 16 years of age.

Including [\$YOURSELF2], how many people made this trip with [\$YOU1]?

WEB ATEXT	CATI ATEXT	AVALUE
ENTER NUMBER	ENTER NUMBER	
I don't know	DON'T KNOW	-8
I prefer not to answer	REFUSED	-7

END PERSON MODULE**PERSON TRIPS MODULE****BEGIN PERSON TRIPS MODULE****CPLOG (DIARYCMP)****ProgrammerNote:** Always asked

Now we are going to ask you about each of the places [\$YOU1] went during [\$YOUR_THEIR] travel day. It will help you to have [\$YOUR_THEIR] completed travel log with you as you complete this part of the survey.

[\$CPLOG_RECALL]

WEB ATEXT	CATI ATEXT	AVALUE
Yes	YES	1
No	NO	2
I don't know	DON'T KNOW	-8
I prefer not to answer	REFUSED	-7

HVLOG (DIARYHAV)**ProgrammerNote:** Asked if respondent completed their travel log

Do you have [\$YOUR2] completed travel log to refer to as you report [\$YOUR_THEIR] travel?

WEB ATEXT	CATI ATEXT	AVALUE
Yes	YES	1
No	NO	2
I don't know	DON'T KNOW	-8
I prefer not to answer	REFUSED	-7

TBBUT

ProgrammerNote: Always displayed

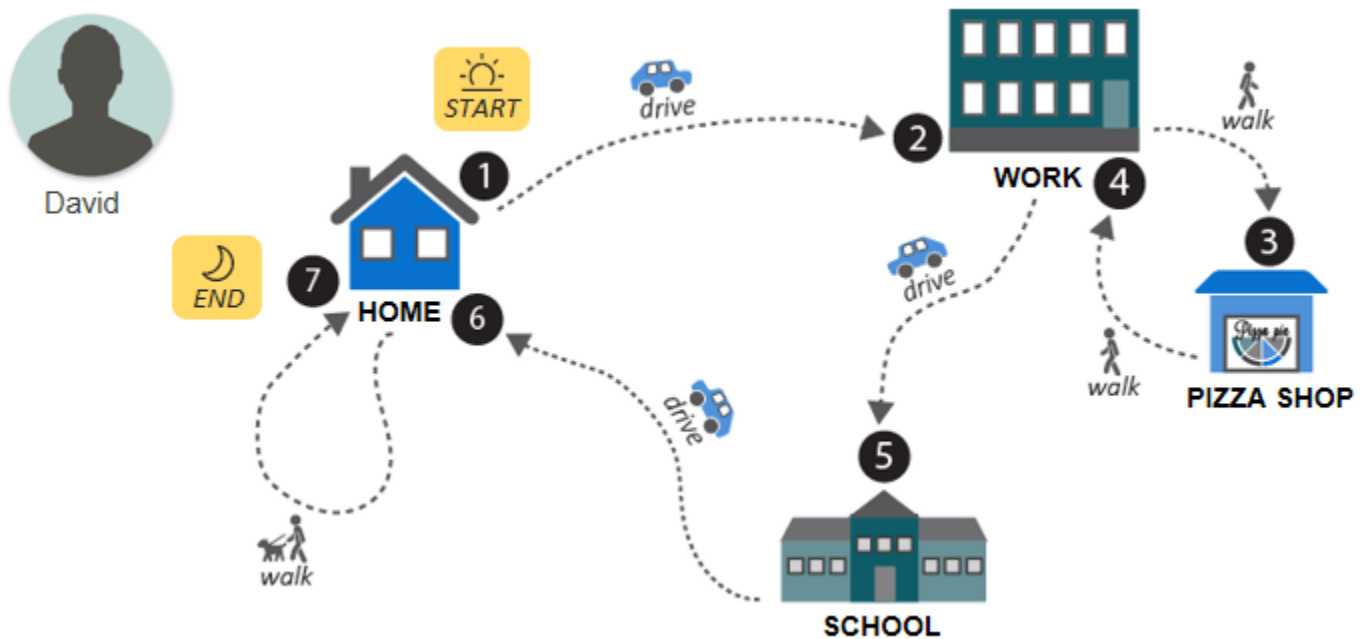
[\$TBBUT_RECALL]

Before you get started, let's talk about what a PLACE is:

A place is any location you go to, no matter how long you are there. Examples include:

- A gas station
- A drive-thru window
- A building where you dropped someone off or picked someone up
- An off-site location for a meeting with a client

For example, the places David went on his travel day are numbered 1 -7 below:



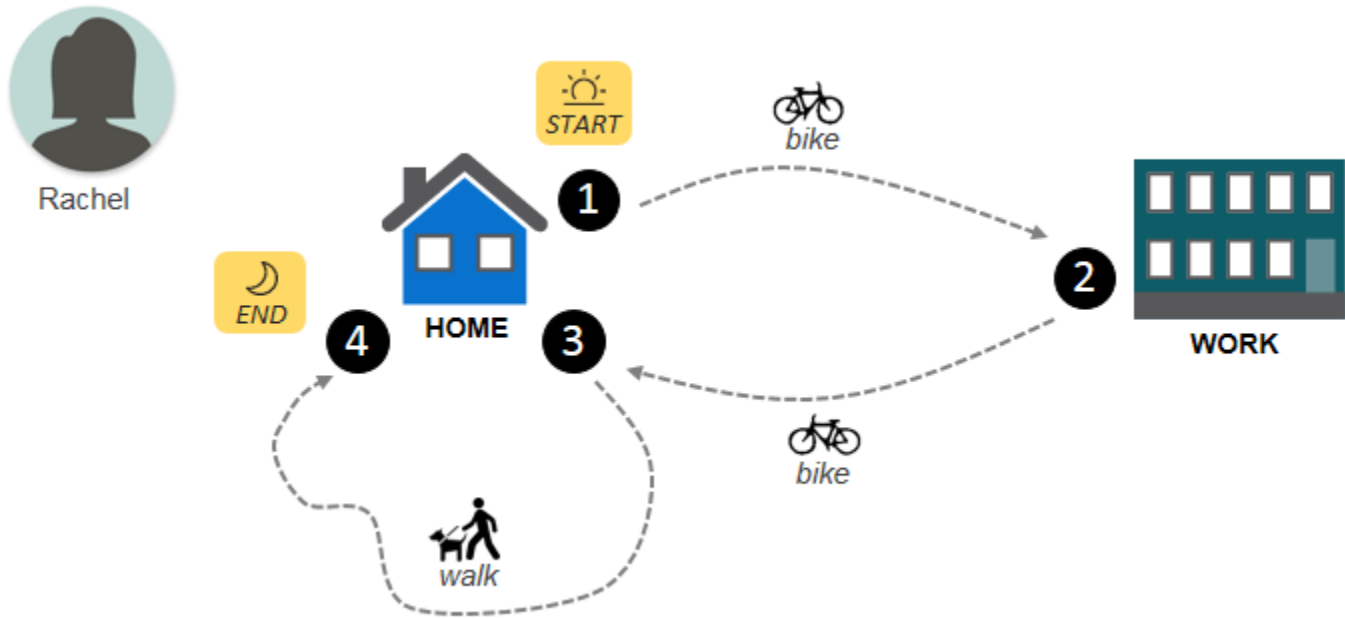
USEPUBTR_EXP

ProgrammerNote: Displayed if WEB

We're interested in your walks, jogs and bike rides too!

In the example below, Rachel went four places: (1) HOME, (2) WORK, (3) HOME and then back (4) HOME.

Notice how her home is marked multiple times. *That's correct!* Every time you go somewhere, it's a place.



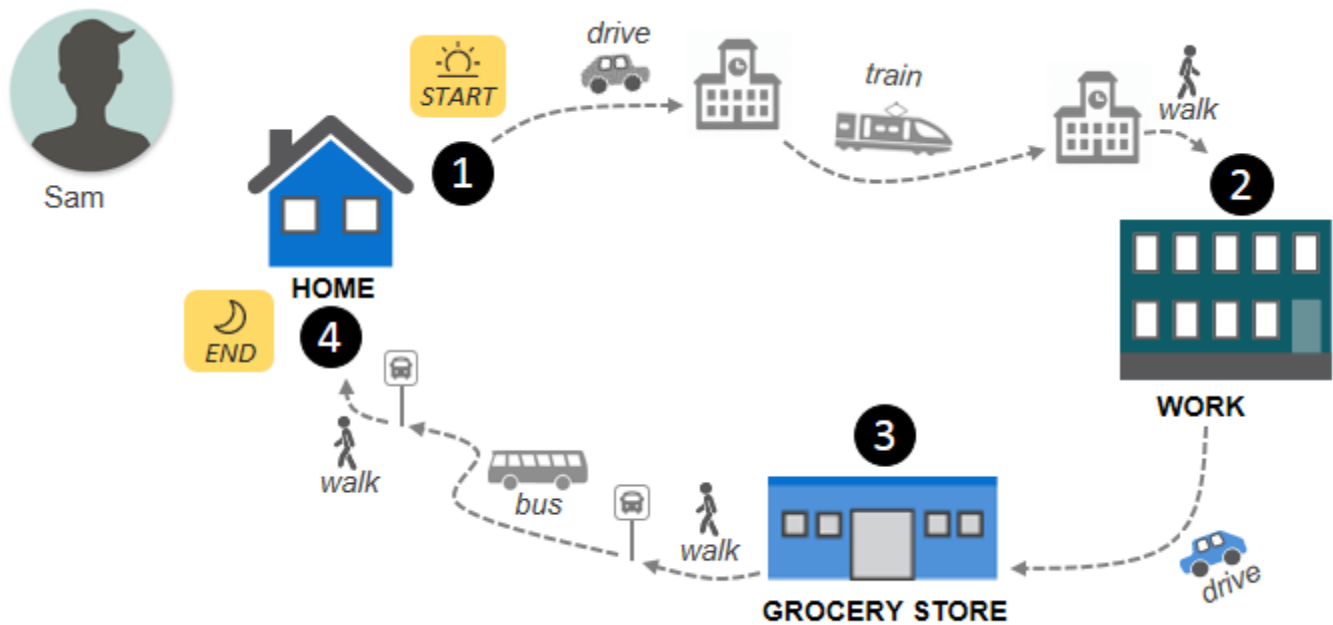
USEPUBTR

ProgrammerNote: Always asked

Did [\$YOU1] use a bus, subway, train, or some other type of public transportation during [\$YOUR_THEIR] travel day?

WEB ATEXT	CATI ATEXT	AVALUE
Yes	YES	1
No	NO	2
I don't know	DON'T KNOW	-8
I prefer not to answer	REFUSED	-7

For trips made using public transportation, tell us where [YOU_WERE] going (e.g., to workplace, grocery store, etc.) but not about the bus stops, train stations, or transfer points on [YOUR_THEIR] way there. We will prompt you about those details later.



BEGIN PLACE NAME**LOCNAME****ProgrammerNote: Always asked**

Tell us about all of the **places** [YOU] went on the assigned travel day, [**STRAVELDAY**], from morning to night (*starting at 4am through 3:59am*).

For each place: (1) Use the drop down menu to select where [YOU] went; (2) Enter the time [YOU] arrived and left; (3) Click the 'Save' button; (4) Use the 'Add New Place' button if you made another trip or check the box to show that the '[I_FNAME]' did not leave this place'. The map on the right will display the route(s) to help visualize the travel day.

[SHARED_TRAVEL]

FOR PLACE 1: Starting at 4:00 a.m. [WERE_YOU] at home or someplace else?

FOR PLACE>1: Where did [YOU1] go [FIRST_NEXT]?

Choose from the list below or add a different location:

LOCARRTIME**ProgrammerNote: Asked if place number is greater than 1**

[DISPLAY CURRENT PLACE NUMBER AND NAME]

What time did [YOU1] arrive here?

ATEXT	AVALUE
ENTER TIME	HH:MM

You next went to [LOCNAME]

LOCDEPTIME**ProgrammerNote: Always asked**

What time did [YOU1] leave here?

ATEXT	AVALUE
ENTER TIME	HH:MM

END PLACE NAME**COLLECT ALL PLACE NAMES ADDRESSES, ARRIVAL & DEPARTURE TIMES UNTIL TRAVEL DAY IS COMPLETE AND THEN CONTINUE TO USEPUBTR**

PARK_TOLL

ProgrammerNote: Asked if in TXNC add-on region, subject is at least 16 years of age and went to at least one place. Skip if proxy.

Did [YOU] personally pay for any tolls or parking at any point during the travel day?

WEB ATEXT	CATI ATEXT	AVALUE
Paid for tolls	PAID FOR TOLLS	1
Paid for parking	PAID FOR PARKING	2
Paid both tolls and parking	PAID BOTH TOLLS AND PARKING	3
Did not pay for tolls or parking	DID NOT PAY FOR TOLLS OR PARKING	4
I don't know	DON'T KNOW	-8
I prefer not to answer	REFUSED	-7

BEGIN PLACE DETAILS

TO HELP CLARIFY THE PROGRESSION THROUGH THE PLACE DETAILS, WE HAVE ADDED THE FOLLOWING TABLE. THE FIRST COLUMN SHOWS THE TWO VARIABLES THAT ARE COLLECTED IN THE PLACE DETAILS SECTION FOR PLACE #1. THE SECOND COLUMN PROVIDES THE LIST OF VARIABLES THAT MAY BE ASKED FOR EACH PLACE THAT IS NOT PLACE #1. THE VARIABLES ARE LISTED IN THE ORDER THEY WILL BE PRESENTED IN THE SURVEY AND THE FINAL COLUMN SHOWS THE CRITERIA FOR THE QUESTION BEING ASKED.

<i>Place#=1</i>	<i>Askedif</i>
TPURP	Always

<i>Place#>1</i>	<i>Askedif</i>
TRPPUB	USEPUBTR=1
MODE	Always
TOTTR	Always
HHMEM	Always
HOWACC	TRPPUB=1
TIME2PUB	TRPPUB=1
DROP_PRK	TRPPUB=1
WAIT_TIME	TRPPUB=1
NUMTRANS	TRPPUB=1
HOWEGR	TRPPUB=1
TIME2DEST	TRPPUB=1
VEHID	Always
WHODROVE	Always
TPURP	Always

TRPPUB

ProgrammerNote: Asked if subject reported using public transportation during their travel day and went at least one place

Did [\$YOU1] take a bus, subway, train, or some other type of public transportation from [PreviousPlace] to [CurrentPlace]?

WEB ATEXT	CATI ATEXT	AVALUE
Yes	YES	1
No	NO	2
I don't know	DON'T KNOW	-8
I prefer not to answer	REFUSED	-7

This section will display a banner that contains the following:

PLACE NUMBER, PREVIOUS PLACE NAME, CURRENT PLACE NAME, MODE and ARRIVAL & DEPARTURE TIME.

MODE**ProgrammerNote:** Asked if respondent reports going to at least 1 place

[DISPLAY CURRENT PLACE NUMBER, PREVIOUS PLACE NAME, CURRENT PLACE NAME, ARRIVAL TIME, MODE and DEPARTURE TIME]

[\$MODE_RECALL]

WEB ATEXT	CATI ATEXT	AVALUE
Walk	WALK	1
Bicycle	BICYCLE	2
Car	CAR	3
SUV	SUV	4
Van	VAN / MINIVAN	5
Pickup truck	PICKUP TRUCK	6
Taxi / Limo (including Uber / Lyft)	TAXI / LIMO (INCLUDING UBER / LYFT)	17
Rental car (including Zipcar / Car2Go)	RENTAL CAR (INCLUDING ZIPCAR / CAR2GO)	18
Golf cart / Segway	GOLF CART / SEGWAY	7
Motorcycle / Moped	MOTORCYCLE / MOPED	8
RV (motor home, ATV, snowmobile)	RV (MOTOR HOME, ATV, SNOWMOBILE)	9
School bus	SCHOOL BUS	10
Public or commuter bus	PUBLIC OR COMMUTER BUS	11
Paratransit / Dial-a-ride	PARATRANSIT / DIAL-A-RIDE	12
Private / Charter / Tour / Shuttle bus	PRIVATE / CHARTER / TOUR / SHUTTLE BUS	13
City-to-city bus (Greyhound, Megabus)	CITY-TO-CITY BUS (GREYHOUND, MEGABUS)	14
Amtrak / Commuter rail	AMTRAK / COMMUTER RAIL	15
Subway / Elevated / Light rail / Street car	SUBWAY / ELEVATED / LIGHT RAIL / STREET CAR	16
Airplane	AIRPLANE	19
Boat / Ferry / Water taxi	BOAT / FERRY / WATER TAXI	20
Something else	SOMETHING ELSE	97
I don't know	DON'T KNOW	-8
I prefer not to answer	REFUSED	-7

MODE_O**ProgrammerNote:** Asked if respondent responds "Something else" to MODE

[\$MODE_O_RECALL]

ATEXT	AVALUE
ENTER TEXT	

TPURP_LOOP**ProgrammerNote:** Asked if respondent reports taking a loop trip by walk/bike or POV

You reported that {YOU} went on a {MODE} trip from {LOCNAME} to {LOCNAME}. Was this for...

WEB ATEXT	CATI ATEXT	AVALUE
Exercise (go for a jog, walk, walk the dog, bike ride)	Exercise (GO FOR A JOG, WALK, WALK THE DOG, BIKE RIDE)	1
Something else?	Something else?	2
I don't know	DON'T KNOW	-8
I prefer not to answer	REFUSED	-7

TPURP_LOOP_0**ProgrammerNote:** Asked if subject reports "Something else" for TPURP_LOOP

Please describe why {YOU} went on a {MODE} trip from {LOCNAME} to {LOCNAME}.

WKBK_DIST**ProgrammerNote:** Asked if respondent reports taking a loop trip by walk/bike or POV

What was the total distance traveled on {YOUR} {MODE} trip?

ATEXT	AVALUE
ENTER TEXT	

WKBK_UNIT**ProgrammerNote:** Asked if respondent reports taking a loop trip by walk/bike or POV

WEB ATEXT	CATI ATEXT	AVALUE
Blocks	BLOCKS	1
Something else	SOMETHING ELSE	2
I don't know	DON'T KNOW	-8
I prefer not to answer	REFUSED	-7

TOTTR (TRPACMP)**RANGE: 1-[\$TOTTRANGE]****ProgrammerNote: Asked if respondent reports going to at least 1 place**

How many people went to [\$LOCNAME] with [\$YOU]?

ATEXT	AVALUE
ENTER NUMBER	

HHMEM (WHOACC)**ProgrammerNote: Asked if household size is greater than one and respondent reports traveling with at least one person**

Of these, please select any household members who went with [\$YOU] to [\$LOCNAME].

ATEXT	AVALUE
LIST OF HH MEMBERS	

TOTTR_CONF**ProgrammerNote: Asked if TOTTR is outside of acceptable range.**

You just reported that [\$YOU] went with [\$TOTTR] to [\$LOCNAME] by [\$MODE]. Please confirm that this is correct. We are not interested in the total number of persons traveling in the vehicle, just how many people traveled with [\$YOU]. For example, if [\$YOU] took a train with two friends, just tell us that two people went with [\$YOU].

WEB ATEXT	CATI ATEXT	AVALUE	BRANCH
Number of people is incorrect	NUMBER OF PEOPLE IS INCORRECT	1	TOTTR
Mode is incorrect	MODE IS INCORRECT	2	MODE
Number of people and mode are correct	NUMBER OF PEOPLE AND MODE ARE CORRECT	3	HOWACC

HOWACC (HOWPUB)**ProgrammerNote:** Asked if subject reported using public transportation to get to this place

How did [\$YOU1] get to the [\$MODE]?

Please SELECT ALL that apply.

WEB ATEXT	CATI ATEXT	AVALUE
Walk	WALK	1
Bicycle	BICYCLE	2
Car	CAR	3
SUV	SUV	4
Van	VAN / MINIVAN	5
Pickup truck	PICKUP TRUCK	6
Taxi / Limo (including Uber / Lyft)	TAXI / LIMO (INCLUDING UBER / LYFT)	17
Rental car (including Zipcar / Car2Go)	RENTAL CAR (INCLUDING ZIPCAR / CAR2GO)	18
Golf cart / Segway	GOLF CART / SEGWAY	7
Motorcycle / Moped	MOTORCYCLE / MOPED	8
RV (motor home, ATV, snowmobile)	RV (MOTOR HOME, ATV, SNOWMOBILE)	9
BUS	BUS	
School bus	SCHOOL BUS	10
Public or commuter bus	PUBLIC OR COMMUTER BUS	11
Paratransit / Dial-a-ride	PARATRANSIT / DIAL-A-RIDE	12
Private / Charter / Tour / Shuttle bus	PRIVATE / CHARTER / TOUR / SHUTTLE BUS	13
City-to-city bus (Greyhound, Megabus)	CITY-TO-CITY BUS (GREYHOUND, MEGABUS)	14
TRAIN	TRAIN	
Amtrak / Commuter rail	AMTRAK / COMMUTER RAIL	15
Subway / Elevated / Light rail / Street car	SUBWAY / ELEVATED / LIGHT RAIL / STREET CAR	16
OTHER	OTHER	
Airplane	AIRPLANE	19
Boat / Ferry / Water taxi	BOAT / FERRY / WATER TAXI	20
Something Else	SOMETHING ELSE	97
I don't know	DON'T KNOW	-8
I prefer not to answer	REFUSED	-7

HOWACC_0 (HOWPUB_0)**ProgrammerNote:** Asked if respondent responds "Something else" to HOWACC

How did [\$YOU1] get to [\$MODE]?

ATEXT	AVALUE
ENTER TEXT	

TIME2PUB

Range: 0-300 minutes. 0-5 hours

ProgrammerNote: Asked if subject reported using public transportation to get to this place

How many minutes did it take [\$YOU1] to get to the [\$BUS_TRAIN] station?

WEB ATEXT	CATI ATEXT	AVALUE
ENTER NUMBER	ENTER NUMBER	
I don't know	DON'T KNOW	-8
I prefer not to answer	REFUSED	-7

DROP_PRK

ProgrammerNote: Asked if subject reported using public transportation on this trip and used a personal vehicle to get to the public transportation

Did [\$YOU_YOURHH] park at the [\$BUS_TRAIN] station or [\$WERE_U_THEY] dropped off?

WEB ATEXT	CATI ATEXT	AVALUE
Parked	PARKED	1
Dropped off	DROPPED OFF	2
Walked / Biked to [\$BUS_TRAIN]	WALKED / BIKED TO [\$BUS_TRAIN]	3
I don't know	DON'T KNOW	-8
I prefer not to answer	REFUSED	-7

WAIT_TIME

Range: 0 - 60 minutes

ProgrammerNote: Asked if subject reported using public transportation to get to this place

How many minutes did [\$YOU1] have to wait for the [\$BUS_TRAIN]?

WEB ATEXT	CATI ATEXT	AVALUE
ENTER NUMBER	ENTER NUMBER	
I don't know	DON'T KNOW	-8
I prefer not to answer	REFUSED	-7

NUMTRANS

Range: 0 - 10

ProgrammerNote: Asked if subject reported using public transportation to get to this place

How many times during [\$YOUR2] commute to [\$LOCNAME] did [\$YOU_THEY] transfer (bus to bus, train to bus, train to train, etc.)?

WEB ATEXT	CATI ATEXT	AVALUE
ENTER NUMBER	ENTER NUMBER	
I don't know	DON'T KNOW	-8
I prefer not to answer	REFUSED	-7

HOWEGR (HOWFRP)

ProgrammerNote: Asked if subject reported using public transportation to get to this place

How did [\$YOU1] get from the [\$MODE] to [\$LOCNAME]?

Please SELECT ALL that apply.

WEB ATEXT	CATI ATEXT	AVALUE
Walk	WALK	1
Bicycle	BICYCLE	2
Car	CAR	3
SUV	SUV	4
Van	VAN / MINIVAN	5
Pickup truck	PICKUP TRUCK	6
Taxi / Limo (including Uber / Lyft)	TAXI / LIMO (INCLUDING UBER / LYFT)	17
Rental car (including Zipcar / Car2Go)	RENTAL CAR (INCLUDING ZIPCAR / CAR2GO)	18
Golf cart / Segway	GOLF CART / SEGWAY	7
Motorcycle / Moped	MOTORCYCLE / MOPED	8
RV (motor home, ATV, snowmobile)	RV (MOTOR HOME, ATV, SNOWMOBILE)	9
BUS	BUS	
School bus	SCHOOL BUS	10
Public or commuter bus	PUBLIC OR COMMUTER BUS	11
Paratransit / Dial-a-ride	PARATRANSIT / DIAL-A-RIDE	12
Private / Charter / Tour / Shuttle bus	PRIVATE / CHARTER / TOUR / SHUTTLE BUS	13
City-to-city bus (Greyhound, Megabus)	CITY-TO-CITY BUS (GREYHOUND, MEGABUS)	14
TRAIN	TRAIN	
Amtrak / Commuter rail	AMTRAK / COMMUTER RAIL	15
Subway / Elevated / Light Rail / Street car	SUBWAY / ELEVATED / LIGHT RAIL / STREET CAR	16
OTHER	OTHER	
Airplane	AIRPLANE	19
Boat / Ferry / Water taxi	BOAT / FERRY / WATER TAXI	20
Something Else	SOMETHING ELSE	97
I don't know	DON'T KNOW	-8
I prefer not to answer	REFUSED	-7

HOWEGR_0 (HOWFRP_0)**ProgrammerNote:** Asked if respondent responds “Something else” to HOWEGR

Please describe how [\$YOU1] got from the [\$MODE] to [\$LOCNAME]?

ATEXT	AVALUE
ENTER TEXT	

TIME2DEST**Range:** 0 - 180**ProgrammerNote:** Asked if subject reported using public transportation to get to this placeHow many minutes did it take [\$YOU1] to get to [\$LOCNAME] from the [\$MODE]?

WEB ATEXT	CATI ATEXT	AVALUE
ENTER NUMBER	ENTER NUMBER	
I don't know	DON'T KNOW	-8
I prefer not to answer	REFUSED	-7

PUB_REASON**ProgrammerNote:** Asked if in INCOG add-on region, subject is at least 16 years of age and reported using public transportation to get to this place

What was the main reason [\$YOU] made this trip by transit?

WEB ATEXT	CATI ATEXT	AVALUE
It went where [\$HE_SHE] needed to go	It went where [\$HE_SHE] needed to go,	1
It was available when [\$HE_SHE] needed to travel	It was available when [\$HE_SHE] needed to travel,	2
Parking at destination was too expensive	Parking at destination was too expensive,	3
It was faster than driving	It was faster than driving,	4
[\$HE_SHE_CAP] could work on other things while traveling	[\$HE_SHE_CAP] could work on other things while traveling,	5
It was less stressful than driving	It was less stressful than driving, or	6
No car available	No car available?	7
I don't know	DON'T KNOW	-8
I prefer not to answer	REFUSED	-7

NY_BUS

ProgrammerNote: Asked if in specific counties in the NY add-on region and subject used BUS. Display short list first, if “97” is reported display full list.

Which bus system did [YOU] use to get to [LOCNAME]?

Short list:

WEB ATEXT	CATI ATEXT	AVALUE
MTA (Metropolitan Transit Authority)	MTA (Metropolitan Transit Authority),	1
NJ Transit (New Jersey)	NJ transit (New Jersey), or	2
Other	Other?	97
I don't know	DON'T KNOW	-8
I prefer not to answer	REFUSED	-7

Full list (alphabetical):

WEB ATEXT	CATI ATEXT	AVALUE
Bee-line (Westchester County)	BEE-LINE (WESTCHESTER COUNTY)	3
Citibus (City of Kingston)	CITIBUS (CITY OF KINGSTON)	4
HART (Huntington Area Rapid Transit, Suffolk CO)	HART (HUNTINGTON AREA RAPID TRANSIT, SUFFOLK CO)	5
Long Beach Bus (City of Long Beach)	LONG BEACH BUS (CITY OF LONG BEACH)	6
LOOP (Dutchess County mass transit)	LOOP (DUTCHESS COUNTY MASS TRANSIT)	7
Monsey Trails	MONSEY TRAILS	8
MTA (Metropolitan Transit Authority)	MTA (METROPOLITAN TRANSIT AUTHORITY)	1
NICE (Nassau Intercounty Express)	NICE (NASSAU INTERCOUNTY EXPRESS)	9
NJ Transit (New Jersey)	NJ TRANSIT (NEW JERSEY)	2
Orange County Transit Providers	ORANGE COUNTY TRANSIT PROVIDERS	10
PART (Putnam Area Rapid Transit)	PART (PUTNAM AREA RAPID TRANSIT)	11
SCT (Suffolk County Transit)	SCT (SUFFOLK COUNTY TRANSIT)	12
SHORTLINE (Coach USA)	SHORTLINE (COACH USA)	13
TOR (Transit Of Rockland)	TOR (TRANSIT OF ROCKLAND)	14
Trailways (Adirondack, Pine Hill, And NY trailway)	TRAILWAYS (ADIRONDACK, PINE HILL, AND NY TRAILWAY)	15
TZ Express (OWL)	TZ EXPRESS (OWL)	16
UCAT (Ulster County Area Transit)	UCAT (ULSTER COUNTY AREA TRANSIT)	17
Other	OTHER	97
I don't know	DON'T KNOW	-8
I prefer not to answer	REFUSED	-7

NY_TRAIN**ProgrammerNote:** Asked if in specific counties in the NY add-on region and subject used TRAIN

Which train did [YOU] use to get to [LOCNAME]?

WEB ATEXT	CATI ATEXT	AVALUE
Amtrak	AMTRAK	1
LIRR (Long Island Railroad)	LIRR (LONG ISLAND RAILROAD)	2
Metro North	METRO NORTH	3
NJ Transit (New Jersey)	NJ TRANSIT (NEW JERSEY)	4
NYCT Subway (NY City Transit)	NYCT SUBWAY (NY CITY TRANSIT)	5
PATH (Port Authority Trans-Hudson)	PATH (PORT AUTHORITY TRANS-HUDSON)	6
Staten Island Railway	STATEN ISLAND RAILWAY	7
Other	OTHER	97
I don't know	DON'T KNOW	-8
I prefer not to answer	REFUSED	-7

NY_FERRY**ProgrammerNote:** Asked if in the NY add-on region and subject used FERRY

Which ferry did [YOU] use to get to [LOCNAME]?

WEB ATEXT	CATI ATEXT	AVALUE
Hudson river – NY waterway (Billy Bay included)	HUDSON RIVER – NY WATERWAY (BILLY BAY INCLUDED)	1
Mid-Hudson - NY waterway (Cross-Hudson North)	MID-HUDSON - NY WATERWAY (CROSS-HUDSON NORTH)	2
NY water taxi	NY WATER TAXI	3
Staten Island	STATEN ISLAND	4
Governors Island	GOVERNORS ISLAND	5
Liberty Landing	LIBERTY LANDING	6
East river - NY waterway	EAST RIVER - NY WATERWAY	7
Seastreak	SEASTREAK	8
Long Island - Bridgeport- PJ	LONG ISLAND - BRIDGEPORT- PJ	9
New London- Orient	NEW LONDON- ORIENT	10
Lake Champlain Transport	LAKE CHAMPLAIN TRANSPORT	11
Other	OTHER	97
I don't know	DON'T KNOW	-8
I prefer not to answer	REFUSED	-7

NY_PLANE

ProgrammerNote: Asked if in the NY add-on region and subject used AIRPLANE. Display short list first, if “97” is selected provide full list.

Which airport did [YOU] use?

Short list:

WEB ATEXT	CATI ATEXT	AVALUE
JFK international	JFK INTERNATIONAL	1
Laguardia	LAGUARDIA	2
Newark international	NEWARK INTERNATIONAL	3
Other	Other?	97
I don't know	DON'T KNOW	-8
I prefer not to answer	REFUSED	-7

Full list (alphabetical):

WEB ATEXT	CATI ATEXT	AVALUE
Adirondack regional	ADIRONDACK REGIONAL	4
Albany international	ALBANY INTERNATIONAL	5
Binghamton regional	BINGHAMTON REGIONAL	6
Buffalo Niagara international	BUFFALO NIAGARA INTERNATIONAL	7
Chautauqua County/Jamestown	CHAUTAUQUA COUNTY/JAMESTOWN	8
Elmira/Corning regional	ELMIRA/CORNING REGIONAL	9
Greater Rochester international	GREATER ROCHESTER INTERNATIONAL	10
Ithaca-Tompkins regional	ITHACA-TOMPKINS REGIONAL	11
JFK international	JFK INTERNATIONAL	1
Laguardia	LAGUARDIA	2
Long Island-McArthur airport	LONG ISLAND-MCARTHUR AIRPORT	13
Massena international	MASSENA INTERNATIONAL	14
Newark international	NEWARK INTERNATIONAL	3
Niagara Falls international	NIAGARA FALLS INTERNATIONAL	15
Ogdensburg international	OGDENSBURG INTERNATIONAL	16
Plattsburgh international	PLATTSBURGH INTERNATIONAL	17
Stewart international	STEWART INTERNATIONAL	18
Syracuse-Hancock international	SYRACUSE-HANCOCK INTERNATIONAL	19
Watertown international	WATERTOWN INTERNATIONAL	20
Westchester County airport	WESCHESTER COUNTY AIRPORT	21
Other	OTHER	97
I don't know	DON'T KNOW	-8
I prefer not to answer	REFUSED	-7

VEHID**ProgrammerNote:** Asked if HH vehicle was used

[DISPLAY CURRENT PLACE NUMBER AND NAME]

What vehicle was used to get to [\$LOCNAME]?

WEB ATEXT	CATI ATEXT	AVALUE
List of HHVEH	LIST OF HHVEH	
Non-Household vehicle	NON-HOUSEHOLD VEHICLE	97

WHODROVE**ProgrammerNote:** Asked if count of drivers is greater than 1 or total persons on trip is greater than number of household members on trip

Who was the driver?

WEB ATEXT	CATI ATEXT	AVALUE
LIST OF DRIVERS ON THE TRIP	LIST OF DRIVERS ON TRIP	
Someone else	SOMEONE ELSE	97

TOLL_TX**Range:** 0.00 - 999.99**ProgrammerNote:** Asked if in TXNC add-on region, subject was driver of personal vehicle on trip and paid tolls/parking on their travel day. Skip if proxy.

How much did [\$YOU] personally pay in tolls for this trip?

Enter the amount [\$YOU_WERE] PERSONALLY responsible for paying, even if paid electronically using [\$YOUR2] toll tag.

WEB ATEXT	CATI ATEXT	AVALUE
ENTER NUMBER	ENTER NUMBER	
I don't know	DON'T KNOW	-8
I prefer not to answer	REFUSED	-7

PARK_TX**Range: 0.00 - 999.99****ProgrammerNote: Asked if in TXNC add-on region, subject was driver of personal vehicle on trip and paid tolls/parking on their travel day. Skip if proxy.**

How much did [YOU] personally pay for parking on this trip?

Enter the amount [YOU_WERE] PERSONALLY responsible for paying.

WEB ATEXT	CATI ATEXT	AVALUE
ENTER NUMBER	ENTER NUMBER	
I don't know	DON'T KNOW	-8
I prefer not to answer	REFUSED	-7

TPURP (WHYTO)**ProgrammerNote:** Always asked

[DISPLAY CURRENT PLACE NUMBER, PLACE NAME, MODE, ARRIVAL AND DEPARTURE TIME]

What was [\$YOUR2] main activity at [\$LOCNAME]?

WEB ATEXT	CATI ATEXT	AVALUE
1. Regular home activities (chores, sleep)	REGULAR HOME ACTIVITIES (CHORES, SLEEP)	1
2. Work from home (paid)	WORK FROM HOME (PAID)	2
3. Work	WORK	3
4. Work-related meeting / trip	WORK-RELATED MEETING / TRIP	4
5. Volunteer activities (not paid)	VOLUNTEER ACTIVITIES (NOT PAID)	5
6. Drop off /pick up someone	DROP OFF /PICK UP SOMEONE	6
7. Change type of transportation	CHANGE TYPE OF TRANSPORTATION	7
8. Attend school as a student	ATTEND SCHOOL AS A STUDENT	8
9. Attend child care	ATTEND CHILD CARE	9
10. Attend adult care	ATTEND ADULT CARE	10
11. Buy goods (groceries, clothes, appliances, gas)	BUY GOODS (GROCERIES, CLOTHES, APPLIANCES, GAS)	11
12. Buy services (dry cleaners, banking, service a car, pet care)	BUY SERVICES (DRY CLEANERS, BANKING, SERVICE A CAR, PET CARE)	12
13. Buy meals (go out for a meal, snack, carry-out)	BUY MEALS (GO OUT FOR A MEAL, SNACK, CARRY-OUT)	13
14. Other general errands (post office, library)	OTHER GENERAL ERRANDS (POST OFFICE, LIBRARY)	14
15. Recreational activities (visit parks, movies, bars, museums)	RECREATIONAL ACTIVITIES (VISIT PARKS, MOVIES, BARS, MUSEUMS)	15
16. Exercise (go for a jog, walk, walk the dog, go to the gym)	EXERCISE (GO FOR A JOG, WALK, WALK THE DOG, GO TO THE GYM)	16
17. Visit friends or relatives	VISIT FRIENDS OR RELATIVES	17
18. Health care visit (medical, dental, therapy)	HEALTH CARE VISIT (MEDICAL, DENTAL, THERAPY)	18
19. Religious or other community activities	RELIGIOUS OR OTHER COMMUNITY ACTIVITIES	19
Something else	SOMETHING ELSE	97
I don't know	DON'T KNOW	-8
I prefer not to answer	REFUSED	-7

TPURP_0**ProgrammerNote:** Asked if subject responds "Something else" to TPURP

[DISPLAY CURRENT PLACE NUMBER, PLACE NAME, MODE, ARRIVAL AND DEPARTURE TIME]

Please describe [\$YOUR2] main activity at [\$LOCNAME]?

ATEXT	AVALUE
ENTER TEXT	

END PLACE DETAILS

BEGIN NO TRAVEL DETAILS

NOGOWHY (SAMEPLC)

ProgrammerNote: Asked if respondent reported 0 trips

What was the main reason that [\$YOU1] did not go anywhere on [\$YOUR_THEIR] travel day?

WEB ATEXT	CATI ATEXT	AVALUE
Personally sick	PERSONALLY SICK	1
Vacation or personal day	VACATION OR PERSONAL DAY	2
Caretaking	CARETAKING	3
Disabled or home-bound	DISABLED OR HOME-BOUND	4
Worked at home (for pay)	WORKED AT HOME (FOR PAY)	5
Not scheduled to work	NOT SCHEDULED TO WORK	6
Worked around home (not for pay)	WORKED AROUND HOME (NOT FOR PAY)	7
Bad weather	BAD WEATHER	8
Out of country	OUT OF COUNTRY	9
No transportation available	NO TRANSPORTATION AVAILABLE	10
No longer a household resident	NO LONGER A HOUSEHOLD RESIDENT	11
Something else	SOMETHING ELSE	97
I don't know	DON'T KNOW	-8
I prefer not to answer	REFUSED	-7

NOGOWHY_0 (SAMEPLC_0)

ProgrammerNote: Asked if subject responds "Something else" to NOGOWHY

What was the main reason that [\$YOU1] did not go anywhere on [\$YOUR_THEIR] travel day?

ATEXT	AVALUE
ENTER TEXT	

LASTTRIP (LASTRPNU, LASTRPUT)**ProgrammerNote:** Asked if respondent reported 0 trips

When was the last time [YOU1] made a trip to another address before [TRAVDATE]?

WEB ATEXT	CATI ATEXT	AVALUE
The day before	THE DAY BEFORE	1
A few days before	A FEW DAYS BEFORE	2
A week before	A WEEK BEFORE	3
More than a week before but within a month	MORE THAN A WEEK BEFORE BUT WITHIN A MONTH	4
More than a month before	MORE THAN A MONTH BEFORE	5
I don't know	DON'T KNOW	-8
I prefer not to answer	REFUSED	-7

END NO TRAVEL DETAILS**PERSON HEALTH MODULE****BEGIN PERSON HEALTH MODULE****PURCHASE_ONLINE****RANGE:** 0-99**ProgrammerNote:** Asked if participant is at least 16 years of Age

Thank you for reporting [YOUR2] travel details! Now we have a few more questions to help us understand why [YOU_TRAVEL] the way [YOU_THEY] do.

In the past 30 days, how many times did [YOU1] purchase something online and have it delivered?

WEB ATEXT	CATI ATEXT	AVALUE
ENTER NUMBER	ENTER NUMBER	
I don't know	DON'T KNOW	-8
I prefer not to answer	REFUSED	-7

PEAK_SHOP**ProgrammerNote:** Asked if participant is at least 16 years of Age and in MD add-on region

Please indicate if [\$YOU1] [\$AGREE_DISAGREE] with the following: During the summer peak tourist season:

Please SELECT ALL that apply.

VARIABLE	WEB ATEXT	CATI ATEXT	AGREE	DISAGREE
MORE_WKDAY	[\$HE_SHE_CAP] [\$TEND_TENDS] to shop more during the week days	[\$HE_SHE_CAP] [\$TEND_TENDS] to shop more during the week days,	1	2
AVOID_WKND	[\$HE_SHE_CAP] [\$TRY_TRIES] to avoid shopping on weekends	[\$HE_SHE_CAP] [\$TRY_TRIES] to avoid shopping on weekends,	1	2
COMBINE_TRP	[\$HE_SHE_CAP] [\$COMBINE_S] trips to save time and avoid traffic	[\$HE_SHE_CAP] [\$COMBINE_S] trips to save time and avoid traffic,	1	2
LIMIT_TRP	[\$HE_SHE_CAP] [\$LIMIT_S] or [DO_DOES] not make trips	[\$HE_SHE_CAP] [\$LIMIT_S] or [DO_DOES] not make trips, or	1	2
NO_CHANGE	[\$HE_SHE_CAP] [\$DO_DOES] change [\$MY_THEIR] travel	[\$HE_SHE_CAP] [\$DO_DOES] change [\$MY_THEIR] travel?	1	2

MEDCOND**ProgrammerNote:** Always asked

[\$DO_YOU_CAP] have a condition or handicap that makes it difficult to travel outside of the home?

WEB ATEXT	CATI ATEXT	AVALUE
Yes	YES	1
No	NO	2
I don't know	DON'T KNOW	-8
I prefer not to answer	REFUSED	-7

MEDCOND_HOWLONG**ProgrammerNote:** Asked if subject has a medical condition

How long [\$HAVE_YOU] had this condition?

WEB ATEXT	CATI ATEXT	AVALUE
6 months or less	6 months or less,	1
More than 6 months	More than 6 months, or	2
All [\$YOUR_THEIR] life	All [\$YOUR_THEIR] life?	3
I don't know	DON'T KNOW	-8
I prefer not to answer	REFUSED	-7

MEDDEVICE (MCA8)**ProgrammerNote:** Asked if subject has a medical condition

[\$DO_YOU_CAP] use any of the following?

Please SELECT ALL that apply.

WEB ATEXT	CATI ATEXT	AVALUE
Cane	Cane,	1
Walker	Walker,	2
White cane	White cane,	3
Seeing-eye dog or other K-9 assistance	Seeing-eye dog or other K-9 assistance,	4
Crutches	Crutches,	5
Motorized scooter	Motorized scooter,	6
Manual wheelchair	Manual wheelchair, or	7
Motorized wheelchair	Motorized wheelchair?	8
Something else	SOMETHING ELSE	97
None of the above	NONE OF THE ABOVE	0
I don't know	I DON'T KNOW	-8
I prefer not to answer	I PREFER NOT TO ANSWER	-7

MEDDEVICE_0 (MCA8_0)**ProgrammerNote:** Asked if subject reports "Something else" to MEDDEVICE

Please describe the device.

ATEXT	AVALUE
ENTER TEXT	

CONDTRAV**ProgrammerNote:** Asked if subject is 80+ or has a medical condition.

[\$MEDCOND_RECALL]

Please SELECT ALL that apply.

WEB ATEXT	CAIT ATEXT	AVALUE
Reduced [\$YOUR2] day-to-day travel	Reduced [\$YOUR2] day-to-day travel,	1
Asked others for rides	Asked others for rides,	2
Limited driving to daytime	Limited driving to daytime,	3
Given up driving altogether	Given up driving altogether,	4
Used the bus or subway less frequently	Used the bus or subway less frequently,	5
Used special transportation services such as Dial-A-Ride	Used special transportation services such as Dial-A-Ride, or	6
Used a reduced fare taxi	Used a reduced fare taxi?	7
None of the above	NONE OF THE ABOVE	9
I don't know	DON'T KNOW	-8
I prefer not to answer	REFUSED	-7

HEALTH**ProgrammerNote:** Always asked

Would you say that in general [\$YOUR2] health is...

WEB ATEXT	CATI TEXT	AVALUE
Excellent	Excellent,	1
Very good	Very good,	2
Good	Good,	3
Fair	Fair, or	4
Poor	Poor?	5
I don't know	DON'T KNOW	-8
I prefer not to answer	REFUSED	-7

PHYACT**ProgrammerNote:** Always askedWhich of the following statements best describes how physically active [YOU_ARE] in a typical week?

WEB ATEXT	CATI ATEXT	AVALUE
[\$HE_SHE_CAP] rarely or never [\$DO_DOES] any physical activity	[\$HE_SHE_CAP] rarely or never [\$DO_DOES] any physical activity,	1
[\$HE_SHE_CAP] [\$DO_DOES] some light or moderate physical activities	[\$HE_SHE_CAP] [\$DO_DOES] some light or moderate physical activities, or	2
[\$HE_SHE_CAP] [\$DO_DOES] some vigorous physical activities	[\$HE_SHE_CAP] [\$DO_DOES] some vigorous physical activities?	3
I don't know	DON'T KNOW	-8
I prefer not to answer	REFUSED	-7

LPACT**Range:** 0 - 21**ProgrammerNote:** Asked if respondent does moderate physical activityDuring a typical week how many times do you do light or moderate physical activity for more than 30 minutes?

WEB ATEXT	CATI ATEXT	AVALUE
ENTER NUMBER	ENTER NUMBER	
I don't know	DON'T KNOW	-8
I prefer not to answer	REFUSED	-7

VPACT**Range:** 0 - 21**ProgrammerNote:** Asked if respondent does vigorous physical activityDuring a typical week how many times do you do vigorous physical activity for more than 30 minutes?

WEB ATEXT	CATI ATEXT	AVALUE
ENTER NUMBER	ENTER NUMBER	
I don't know	DON'T KNOW	-8
I prefer not to answer	REFUSED	-7

BORNINUS**ProgrammerNote:** Always asked

[\$WERE_YOU_CAP] born in the United States?

WEB ATEXT	CATI ATEXT	AVALUE
Yes	YES	1
No	NO	2
I don't know	DON'T KNOW	-8
I prefer not to answer	REFUSED	-7

BORNINUS_TEXT**ProgrammerNote:** Always displayed

We are asking this because immigrants often have different travel experiences.

WHENTOUS**Range:** 1900 - 2017**ProgrammerNote:** Asked if subject wasn't born in the US

In what year did [\$YOU1] come to the United States?

WEB ATEXT	CATI ATEXT	AVALUE
ENTER YEAR	ENTER YEAR	
I don't know	DON'T KNOW	-8
I prefer not to answer	REFUSED	-7

WHENTOUS2**ProgrammerNote:** Asked if subject wasn't born in the US and does not know the year they came to the US

Was it...

WEB ATEXT	CATI ATEXT	AVALUE
Less than 5 years ago	Less than 5 years ago,	1
5 to 10 years ago	5 to 10 years ago, or	2
More than 10 years ago	More than 10 years ago?	3
I don't know	DON'T KNOW	-8
I prefer not to answer	REFUSED	-7

END PERSON HEALTH MODULE

PERSON DRIVE MODULE

BEGIN PERSON DRIVE MODULE

YEARMILE

RANGE: 0 - 200,000

ProgrammerNote: Asked if subject is a driver

Please provide your best guess as to how many miles [YOU1] personally drove during the past 12 months in all motorized vehicles.

Include all miles from work vehicles, rental cars and any other vehicles that are not owned by your household.

WEB ATEXT	CATI ATEXT	AVALUE
ENTER NUMBER	ENTER NUMBER	
I don't know	DON'T KNOW	-88
I prefer not to answer	REFUSED	-77
I don't know	DON'T KNOW	-8
I prefer not to answer	REFUSED	-7

VERYRMIL

ProgrammerNote: Asked if subject is a driver and reports driving less than 2,000 or more than 30,000 miles in a year

You just said [YOU1] personally drove [YEARMILE] miles during the past 12 months. Is this correct?

WEB ATEXT	CATI ATEXT	AVALUE	BRANCH
Yes	YES	1	VEHOWN
No	NO	2	YEARMILE
I don't know	DON'T KNOW	-8	VEHOWN
I prefer not to answer	REFUSED	-7	VEHOWN

YEARMIL2

ProgrammerNote: Asked if subject doesn't supply actual number of miles driven per year

Would you say it was...

WEB ATEXT	CATI ATEXT	AVALUE
5,000 miles or less	5,000 miles or less	1
5,001 to 10,000 miles	5,001 to 10,000 miles	2
10,001 to 15,000 miles	10,001 to 15,000 miles	3
15,001 to 20,000 miles	15,001 to 20,000 miles, or	4
More than 20,000 miles	More than 20,000 miles?	5
I don't know	DON'T KNOW	-8
I prefer not to answer	REFUSED	-7

This section will roster through the vehicles collecting mileage data when the participant is the main driver of a household vehicle. If there is no primary driver, all vehicle questions will be asked of the first household member who is a driver until answered.

VEHOWN

ProgrammerNote: Asked if subject is main driver on a household vehicle. If there is no primary driver ask of the 1st household member who is a driver until answered.

[\$HAVE_YOU_CAP] owned [\$VEHYEAR] [\$MAKETEXT] [\$MODELTEXT] 1 year or more?

WEB ATEXT	CATI ATEXT	AVALUE	BRANCH
Yes	YES	1	VEHMILES1
No	NO	2	VEHMILES2
I don't know	DON'T KNOW	-8	END PERSON DRIVE MODULE
I prefer not to answer	REFUSED	-7	END PERSON DRIVE MODULE

VEHMILES

Range: 0 - 200,000

ProgrammerNote: Asked if subject is main driver on a household vehicle that has been owned for one year or more

During the past 12 months, about how many miles was the [\$VEHYEAR] [\$MAKETEXT] [\$MODELTEXT] driven by all drivers?

WEB ATEXT	CATI ATEXT	AVALUE
ENTER NUMBER	ENTER NUMBER	
I don't know	DON'T KNOW	-88
I prefer not to answer	REFUSED	-77
I don't know	DON'T KNOW	-8
I prefer not to answer	REFUSED	-7

VERMILES

ProgrammerNote: Asked if household vehicle is driven less 2,000 or more than 30,000 miles in a year

You reported that [\$VEHYEAR] [\$MAKETEXT] [\$MODELTEXT] was driven a total of [\$VEHMILES] by all drivers during the past 12 months. Is this correct?

WEB ATEXT	CAIT TEXT	AVALUE	BRANCH
Yes	YES	1	END PERSON DRIVE MODULE
No	NO	2	VEHMILES1
I don't know	DON'T KNOW	-8	END PERSON DRIVE MODULE
I prefer not to answer	REFUSED	-7	END PERSON DRIVE MODULE

VEHMIL2

ProgrammerNote: Asked if respondent doesn't supply actual number of miles driven for vehicle in a year

Would you say it was...

WEB ATEXT	CAIT TEXT	AVALUE
5,000 miles or less	5,000 miles or less,	1
5,001 to 10,000 miles	5,001 to 10,000 miles,	2
10,001 to 15,000 miles	10,001 to 15,000 miles,	3
15,001 to 20,000 miles, or	15,001 to 20,000 miles, or	4
More than 20,000 miles	More than 20,000 miles?	5
I don't know	DON'T KNOW	-8
I prefer not to answer	REFUSED	-7

VEHMTHS

Range: 0-11

ProgrammerNote: Asked if subject is main driver on a household vehicle that has been owned for less than a year

About how many months [SHAVE_YOU] owned [VEHYEAR] [MAKETEXT] [MODELTEXT]?

WEB ATEXT	CATI ATEXT	AVALUE
ENTER NUMBER	ENTER NUMBER	
I don't know	DON'T KNOW	-8
I prefer not to answer	REFUSED	-7

ESTMILES

Range: 0 - 200,000

ProgrammerNote: Asked if subject is main driver on a household vehicle that has been owned for less than a year

About how many miles has this vehicle been driven by all drivers since [YOU_HAVE] had it?

WEB ATEXT	CATI ATEXT	AVALUE
ENTER NUMBER	ENTER NUMBER	
I don't know	DON'T KNOW	-88
I prefer not to answer	REFUSED	-77
I don't know	DON'T KNOW	-8
I prefer not to answer	REFUSED	-7

VERESTML

ProgrammerNote: Asked if vehicle is driven less than 2,000 or more than 30,000 miles and the vehicle has been owned for less than a year

You reported that [\$VEHYEAR] [\$MAKE] [\$MODEL] was driven a total of [\$ESTMILES] by all drivers since [\$YOU_HAVE] had it. Is this correct?

WEB ATEXT	CATI ATEXT	AVALUE	BRANCH
Yes	YES	1	END VEHICLE DETAILS
No	NO	2	ESTMILES
I don't know	DON'T KNOW	-8	END VEHICLE DETAILS
I prefer not to answer	REFUSED	-7	END VEHICLE DETAILS

ESTMILE2

ProgrammerNote: Asked if respondent doesn't supply an actual number of miles driven for ESTMILES

Would you say it was...

WEB ATEXT	CATI ATEXT	AVALUE
5,000 miles or less	5,000 miles or less,	1
5,001 to 10,000 miles	5,001 to 10,000 miles,	2
10,001 to 15,000 miles	10,001 to 15,000 miles,	3
15,001 to 20,000 miles	15,001 to 20,000 miles, or	4
More than 20,000 miles	More than 20,000 miles?	5
I don't know	DON'T KNOW	-8
I prefer not to answer	REFUSED	-7

END PERSON DRIVE MODULE

THE PERSON DRIVE MODULE WILL RETURN TO YEARMILE UNTIL ALL PERSONS ARE COMPLETE AND THEN CONTINUE TO THE INCENMAILING

HHINC

ProgrammerNote: Always asked. Ask until answered by one person in the household.

Please identify which category represents your total household income, before taxes, for last year. ‘What is included in household income’ [HYPERLINK]. [TEXT TO DISPLAY FOR HYPERLINK] Include income from sources such as wages and salaries, income from a business or a farm, Social Security, pensions, dividends, interest, rent and any other income received for all household members.

WEB ATEXT	CATI ATEXT	AVALUE
Less than \$10,000	Less than \$10,000,	1
\$10,000 to \$14,999	\$10,000 to \$14,999,	2
\$15,000 to \$24,999	\$15,000 to \$24,999,	3
\$25,000 to \$34,999	\$25,000 to \$34,999,	4
\$35,000 to \$49,999	\$35,000 to \$49,999,	5
\$50,000 to \$74,999	\$50,000 to \$74,999,	6
\$75,000 to \$99,999	\$75,000 to \$99,999,	7
\$100,000 to \$124,999	\$100,000 to \$124,999,	8
\$125,000 to \$149,999	\$125,000 to \$149,999,	9
\$150,000 to \$199,999	\$150,000 to \$199,999, or	10
\$200,000 or more	\$200,000 or more?	11
I don't know	DON'T KNOW	-8
I prefer not to answer	REFUSED	-7

HHINC_TEXT

ProgrammerNote: Displayed until answered by one person in the household.

We are asking this because income is related to how, when and why people go from place to place. This information will be used for statistical purposes only.

FUTURE

ProgrammerNote: Asked if in AZ, DM, GA, MD, NC or TXNC add-on region and subject is main respondent

Would you be willing to participate in a follow-up survey?

WEB ATEXT	CATI ATEXT	AVALUE
Yes	YES	1
No	NO	2
I don't know	DON'T KNOW	-8
I prefer not to answer	REFUSED	-7

FUTURE_TEXT

ProgrammerNote: Displayed if in AZ, DM, GA, MD, NC or TXNC add-on region

By answering YES, you agree that we may provide your contact information to [\$SPONSOR_LABEL] so they may contact you for a follow-up survey.

INCENMAILFNAM**ProgrammerNote: Always asked**

We will be sending you a check to thank you for your participation in the survey. Please confirm or provide a name for us to include on the check.

First Name:

INCENMAILLNAM**ProgrammerNote: Always asked**

Last Name:

MAILING_ADDRESS**ProgrammerNote: Always asked**

What address should we use to mail the thank you check to you...

ATEXT	AVALUE
[\$FULLADDRESS]	1
Or a different address?	2

MADDRESS_STREET**ProgrammerNote: Asked if respondent wants incentive mailed to different add. than the sampled one**

What is that preferred address?

STREET NUMBER AND NAME:

MADDRESS_CITY**ProgrammerNote: Asked if respondent wants incentive mailed to different add. than the sampled one**

City:

MADDRESS_STATE**ProgrammerNote: Asked if respondent wants incentive mailed to different add. than the sampled one**

State:

MADDRESS_ZIP**ProgrammerNote: Asked if respondent wants incentive mailed to different add. than the sampled one**

ZIP:

THANK

ProgrammerNote: Always asked

Thank you for taking time to help the US Department of Transportation better understand the transportation needs of your community and the nation.

If you completed a paper travel log, please hold on to it for a few weeks. We may need to clarify your travel details when we review the information you provided.

If you have any questions about the survey or your participation, please call 1-855-350-6487 (NHTS).